

**South Carolina Education Oversight Committee (EOC)  
Annual Standards Assurance Form**

H.4077 (R.247) as Signed by the Governor on May 18, 2018

2018-19

**Document A – Application for Continued Participation in ECENC Program**

Please complete the information requested below concerning your independent school. This information will be listed on the South Carolina Education Oversight Committee's website, [www.eoc.sc.gov](http://www.eoc.sc.gov).

Independent School Name:	EINSTEIN ACADEMY
Independent School Contact Person:	CLAIRE CARTER
Independent School Address:	847 CLEVELAND STREET
City, State, Zip Code:	GREENVILLE, SC 29601
Independent School Telephone Number:	(864)-269-8999
Independent School Fax Number:	(864)-269-8999
Independent School E-mail Address:	WFO@EINSTEINACADEMYSC.ORG
Independent School Website Address:	WWW.EINSTEINACADEMYSC.ORG

Please review the standards below based on H.4077 (R.247) as signed by the Governor on May 18, 2018. An "eligible school" is defined as "an independent school including those religious in nature, other than a public school, at which the compulsory attendance requirements of Section 59-65-10 may be met," and does not discriminate based on the grounds of race, color, or national origin. Please indicate whether your school has met each standard to ensure the following academic requirements are being met. The S.C. Education Oversight Committee reserves the right to request additional documentation to show the school is in compliance with state law.

STANDARDS	YES	NO
1. Offers a general education to primary or secondary school students.	<input checked="" type="checkbox"/>	<input type="checkbox"/>
2. Does not discriminate on the basis of race, color, or national origin.	<input checked="" type="checkbox"/>	<input type="checkbox"/>
3. Is located in this state.	<input checked="" type="checkbox"/>	<input type="checkbox"/>
4. Has an educational curriculum that includes courses set forth in the state's diploma requirements, graduation certificate requirements (for special needs children), and where the students attending are administered national achievement or state standardized tests, or both, at progressive grade levels to determine student progress. Please	<input checked="" type="checkbox"/>	<input type="checkbox"/>
5. Has school facilities that are subject to applicable federal, state, and local laws.	<input checked="" type="checkbox"/>	<input type="checkbox"/>
6. Is a member in good standing of the Southern Association of Colleges and Schools, the South Carolina Association of Christian Schools, the South Carolina Independent Schools Association, or the Palmetto Association of Independent Schools.	<input checked="" type="checkbox"/>	<input type="checkbox"/>
7. Provides a specially designed program or learning resource center to provide needed accommodations based on the needs of exceptional needs students or provides onsite educational services or supports to meet the needs of exceptional needs students, or is a school specifically existing to meet the needs of only exceptional needs students with documented disabilities. Please provide a summary of the services provided based on exceptional needs of students served.	<input checked="" type="checkbox"/>	<input type="checkbox"/>
8. Did this school receive any grants last fiscal year (July 1, 2017 until June 30, 2018) from Exceptional SC from the Educational Credit for Exceptional Needs Children Fund? Please complete Document B.	<input checked="" type="checkbox"/>	<input type="checkbox"/>
9. By December 31, 2018, will your school submit school-level test score results from the prior school year on national achievement tests and individual student test scores for students who received a grant from Exceptional SC in the prior school year? Please complete Document C.	<input checked="" type="checkbox"/>	<input type="checkbox"/>
10. By December 31, 2018, will your school provide a "compilation, review, or compliance audit of the organization's financial statements as relating to the grants received, conducted by a certified public accounting firm"? Please complete Document D.	<input checked="" type="checkbox"/>	<input type="checkbox"/>

I assure that all documents submitted to the SC Education Oversight Committee for the purpose of applying as an eligible school, as defined by state law, is true, accurate, and complete under penalty of perjury in accordance with Section 16-9-10 of the South Carolina Code of Laws.

Signature: Claire Carter

Date: 6-18-18

Print Name of Signature Above: CLAIRE CARTER

Title: Administrator

Email: CCARTER@EINSTEINACADEMYSC.ORG

**Return this form to Melanie Barton**

- Phone: 803.734.6148
- E-mail: [mbarton@eoc.sc.gov](mailto:mbarton@eoc.sc.gov)
- Mail: P.O. Box 11867  
Columbia, S.C. 29211
- Fax: 803.734.6167
- Physical Location:  
1205 Pendleton Street  
Room 502 Brown Building  
Columbia, SC 29201

---

## **Statement of Services and Supports**

Einstein Academy is a middle school grades 4 through 8 with ADD/ADHD, Autism, and Learning Differences. Each student is provided a safe and comfortable learning environment utilizing low student teacher ratio, self-paced curriculum, innovative teaching techniques, frequent activity, and a custom designed environment. Accommodations necessary for children with learning differences to learn successfully is provided based on their individual needs.

**Document B  
Grants Received**

**Application for Continued Participation  
Educational Credit for Exceptional Needs Children (ECENC) Program  
2018-2019**

**Independent School Name:** Einstein Academy

An independent school continuing to participate in the Educational Credit for Exceptional Needs Children for Fiscal Year 2018-19 is required to submit the following information:

***Total number of grants and total amount of grants received in the preceding fiscal year, from July 1, 2017 through June 30, 2018.***

Please complete the following chart. If no grants for any qualifying student were received from Exceptional SC in Fiscal Year 2017-18, please indicate with "0" grants received and "\$0" in total amount of grants received.

<b>Total Number of Grants Received</b>	<b>Total Amount of Grants Received</b>
53	\$117,237.50

Total number of grants is the number of individual children/students who received a grant even if the school received more than one grant for a specific child/student. The total amount of grants per child/student should not have exceeded \$11,000.

**Document C  
Student Assessment Data**

**Application for Continued Participation  
Educational Credit for Exceptional Needs Children (ECENC) Program  
2018-2019**

**Independent School Name:** EINSTEIN ACADEMY

An independent school applying for continued participation in the Educational Credit for Exceptional Needs Children Program for Fiscal Year 2018-19 is required to submit the following information **by December 31, 2018:**

*Student test scores, by category, on national achievement or state standardized tests, or both, for all grades tested and administered by the school receiving or entitled to receive scholarship grants pursuant to this section in the previous school year. The school shall also provide individual student test scores on national achievement or state standardized tests, or both, for any student in grades one through twelve who received a grant from the program during the prior school year. The information must be used to provide program level reports to determine whether students participating in the program have experienced measurable improvement. Students with disabilities for whom standardized testing is not appropriate are exempt from this requirement.*

**Section 12-6-3790(E)(1)(b)**

The information will be used to issue an annual report.

*Annually, the Education Oversight Committee shall issue a report to the General Assembly documenting the impact of the Educational Credit for Exceptional Needs Children Program on student achievement. In addition, the report must include information on individual schools if at least fifty-one percent of the total enrolled students in the private school participated in the Educational Credit for Exceptional Needs Children Program in the prior school year. The report must be according to each participating private school, and for participating students, in which there are at least thirty participating students who have scores for tests administered. If the Education Oversight Committee determines that the thirty participating-student cell size may be reduced without disclosing personally identifiable information of a participating student, the Education Oversight Committee may reduce the participating-student cell size, but the cell size may not be reduced to less than ten participating students.*

**Section 12-6-3790(E)(6)**

Schools applying for continued participation in the ECENC Program must provide the following:

- 1. School-level assessment results** for school year 2017-18 on national achievement tests for all grades tested in the school and for each grade with at least 10 students tested. Information should be provided for English language arts (reading) and mathematics achievement of students in the grade. Examples include: *TerraNova, Stanford 10, Iowa Test of Basic Skills, etc.* For grades 9-12, the school may provide average PSAT, SAT, ACT, or other scores as appropriate.

For schools that specifically exist to meet the needs of only exceptional needs students with documented disabilities, the EOC will work with the schools to provide information (including formative assessments, portfolios, etc.) that document the students' academic and social development.

How many students were enrolled in your school in 2017-18? 55

The following is a **template** that you may use for reporting purposes. For questions, contact the EOC office.

**2017-18 School Year Results for (NAME OF ASSESSMENT)**  
**National Percentiles, Mean (Average) Scale Scores, Grade Equivalents, etc.**

Grade	English language arts (Reading)	Mathematics
1		
2		
3		
4	Attached	
5		
6		

- 2. Individual student test scores** on national achievement tests for any child who received a grant from the program during the 2017-18 school year. No personally identifiable information will be published; instead, the information will be aggregated at the school or state level as stipulated in law.

Each school will have access to a secure data portal to upload individual student assessment results, which will include personally identifiable information. The portal will capture, at a minimum, the following information:

- Name of the student who received a grant from Exceptional SC in the prior school year along with data including date of birth, sex, grade level, etc. to ensure that the assessment results can be matched to the individual student who received a grant;
- For each student who received a grant, the results of a national assessment or assessments in 2017-18 and if possible, in 2016-17 as well to document academic growth. The name of the assessment as well as scale scores for students or national percentile ranks must be included; and
- If a student received a grant but due to the student's exceptional needs was not able to be assessed with a national assessment, the school must provide an explanation by student of the reason why a national assessment was not administered and how the school is measuring academic and personal growth for each student not assessed.

Please identify one staff person from your school who will provide the individual student test scores from this school:

**Name:**

Chris Stogner

**Title:**

Administrative Assistant

**Telephone Number:**

804-207-3709

**Email Address:**

stognerc@firstchristianacademy.com



# Projected Proficiency Summary Report

Aggregate by School by Grade

Term Tested: Fall 2017-2018  
 District: Einstein District  
 Grouping: None  
 Weeks of Instruction: 4 (Fall 2017)

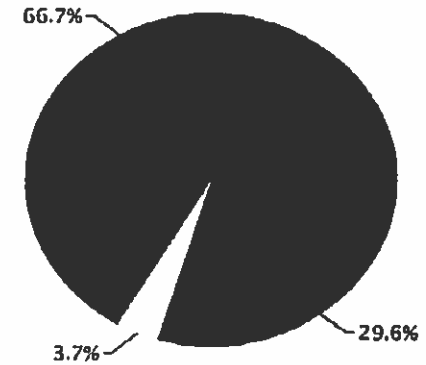
## Reading

Einstein Learning Center

Projected to: ACT College Readiness taken in spring.

View Linking Study: <https://www.nwea.org/resources/map-college-readiness-benchmarks/>

Grade	Student Count	Not On Track		On Track 22		On Track 24	
		Count	Percent	Count	Percent	Count	Percent
5	4	3	75.0%	0	0.0%	1	25.0%
6	13	9	69.2%	0	0.0%	4	30.8%
7	19	14	73.7%	2	10.5%	3	15.8%
8	18	10	55.6%	0	0.0%	8	44.4%
<b>Total</b>	<b>54</b>	<b>36</b>	<b>66.7%</b>	<b>2</b>	<b>3.7%</b>	<b>16</b>	<b>29.6%</b>



Projected to: South Carolina College and Career Ready taken in spring.

View Linking Study: <https://www.nwea.org/state-solutions/south-carolina/>

Grade	Student Count	Not Met		Approches		Meets		Exceeds	
		Count	Percent	Count	Percent	Count	Percent	Count	Percent
3	1	1	100.0%	0	0.0%	0	0.0%	0	0.0%
4	2	1	50.0%	1	50.0%	0	0.0%	0	0.0%
5	4	3	75.0%	0	0.0%	1	25.0%	0	0.0%
6	13	2	15.4%	7	53.8%	2	15.4%	2	15.4%
7	19	9	47.4%	6	31.6%	4	21.1%	0	0.0%
8	18	5	27.8%	6	27.8%	7	38.9%	1	5.6%
<b>Total</b>	<b>57</b>	<b>21</b>	<b>36.8%</b>	<b>19</b>	<b>33.3%</b>	<b>14</b>	<b>24.6%</b>	<b>3</b>	<b>5.3%</b>



### Explanatory Notes

This report shows students' projected performance on the state assessment(s) based on NWEA alignment linking studies. Performance categories are defined by the state and are specific to each state. For any state or location that does not have an associated state summative test the NWEA Generic Linking Study is provided.





# Projected Proficiency Summary Report

Aggregate by District by Grade

Term Tested:  
District:  
Grouping:

Fall 2017-2018  
Einstein District  
None

## Mathematics

Projected to: ACT College Readiness taken in spring.

View Linking Study: <https://www.nwea.org/resources/map-college-readiness-benchmarks/>

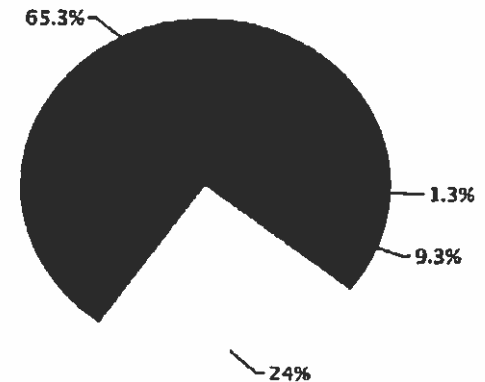
Grade	Student Count	Not On Track		On Track 22		On Track 24	
		Count	Percent	Count	Percent	Count	Percent
5	5	5	100.0%	0	0.0%	0	0.0%
6	20	19	95.0%	0	0.0%	1	5.0%
7	22	19	86.4%	2	9.1%	1	4.5%
8	24	23	95.8%	0	0.0%	1	4.2%
9	20	19	95.0%	1	5.0%	0	0.0%
<b>Total</b>	<b>91</b>	<b>85</b>	<b>93.4%</b>	<b>3</b>	<b>3.3%</b>	<b>3</b>	<b>3.3%</b>



Projected to: South Carolina College and Career Ready taken in spring.

View Linking Study: <https://www.nwea.org/state-solutions/south-carolina/>

Grade	Student Count	Not Met		Approaches		Meets		Exceeds	
		Count	Percent	Count	Percent	Count	Percent	Count	Percent
3	2	1	50.0%	0	0.0%	1	50.0%	0	0.0%
4	2	2	100.0%	0	0.0%	0	0.0%	0	0.0%
5	5	4	80.0%	1	20.0%	0	0.0%	0	0.0%
6	20	12	60.0%	5	25.0%	2	10.0%	1	5.0%
7	22	13	59.1%	6	27.3%	3	13.6%	0	0.0%
8	24	17	70.8%	6	25.0%	1	4.2%	0	0.0%
<b>Total</b>	<b>75</b>	<b>49</b>	<b>65.3%</b>	<b>18</b>	<b>24.0%</b>	<b>7</b>	<b>9.3%</b>	<b>1</b>	<b>1.3%</b>



### Explanatory Notes

This report shows students' projected performance on the state assessment(s) based on NWEA alignment/linking studies. Performance categories are defined by the state and are specific to each state. For any state or location that does not have an associated state summative test the NWEA Generic Linking Study is provided.



# Projected Proficiency Summary Report

Aggregate by District by School

Term Tested:  
District:  
Grouping:

Fall 2017-2018  
Einstein District  
None

## Mathematics

Projected to: ACT College Readiness taken in spring.

View Linking Study: <https://www.nwea.org/resources/map-college-readiness-benchmarks/>

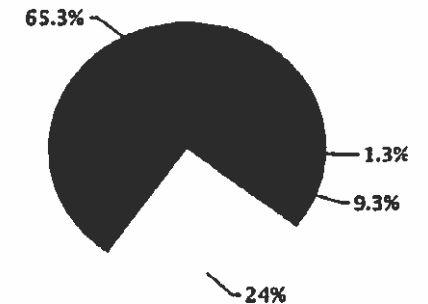
School	Student Count	Not On Track		On Track 22		On Track 24	
		Count	Percent	Count	Percent	Count	Percent
Einstein Learning Center	54	50	92.6%	2	3.7%	2	3.7%
Einstein Springbrook	37	35	94.6%	1	2.7%	1	2.7%
<b>Total</b>	<b>91</b>	<b>85</b>	<b>93.4%</b>	<b>3</b>	<b>3.3%</b>	<b>3</b>	<b>3.3%</b>



Projected to: South Carolina College and Career Ready taken in spring.

View Linking Study: <https://www.nwea.org/state-solutions/south-carolina/>

School	Student Count	Not Met		Approaches		Meets		Exceeds	
		Count	Percent	Count	Percent	Count	Percent	Count	Percent
Einstein Learning Center	57	33	57.9%	18	31.6%	6	10.5%	0	0.0%
Einstein Springbrook	18	16	88.9%	0	0.0%	1	5.6%	1	5.6%
<b>Total</b>	<b>75</b>	<b>49</b>	<b>65.3%</b>	<b>18</b>	<b>24.0%</b>	<b>7</b>	<b>9.3%</b>	<b>1</b>	<b>1.3%</b>



### Explanatory Notes

This report shows students' projected performance on the state assessment(s) based on NWEA alignment/linking studies. Performance categories are defined by the state and are specific to each state. For any state or location that does not have an associated state summative test the NWEA Generic Linking Study is provided.

**Document D  
Compilation, Review or Compliance Audit**

**Application for Continued Participation  
Educational Credit for Exceptional Needs Children (ECENC)  
2018-2019**

**Independent School Name:** EinsteIn Academy

An independent school applying for or continuing to participate in the Educational Credit for Exceptional Needs Children Program is required to submit the following information:

"a copy of a compilation, review, or compliance audit of the organization's financial statements as relating to the grants received, conducted by a certified public accounting firm."

By law the compilation, review or compliance audit will be posted online at [www.eoc.sc.gov](http://www.eoc.sc.gov).

Please answer the following questions:

	<b>YES</b>	<b>NO</b>
Did your school receive from Exceptional SC any grants in the prior fiscal year, between July 1, 2017 and June 30, 2018?	<input checked="" type="checkbox"/>	<input type="checkbox"/>
If <b>Yes</b> , will your school submit to the EOC a compilation, review, or compliance audit of the school's financial statements as relating to the grants received during the prior fiscal year and conducted by a certified public accounting firm by <b>December 30, 2018</b> ? Failure to provide the compilation, review or compliance audit will result in your school's removal as an eligible school under the ECENC program.	<input checked="" type="checkbox"/>	<input type="checkbox"/>
If <b>No</b> , will your school submit to the EOC a compilation, review, or compliance audit of the school's financial statements as relating to the grants received and conducted by a certified public accounting firm by <b>June 30, 2019</b> to the EOC if you receive grants from Exceptional SC this fiscal year between July 1, 2018 and June 30, 2019? Failure to provide the compilation, review or compliance audit will result in your school's removal as an eligible school under the ECENC program.	<input type="checkbox"/>	<input type="checkbox"/>

---

**Einstein Academy Inc.**

**Financial Statements**

*June 30, 2018*

---

## **C O N T E N T S**

**Accountants' Report.....1**

**Financial Statements**

**Statement of Assets, Liabilities and Fund Balance – Income Tax Basis...2**  
**Statement of Revenues and Deductions – Income Tax Basis.....3**

# Saad Manios and Associates, LLC

1249 South Pleasantburg Drive Greenville SC 29605  
Phone 864-277-9600 Fax 864-422-9949

## *Licensed Accountants*

*Jerzy T. Saad CPA\* Louis G. Manios, PA  
Teresa J. Saad CPA\* Lisa D. McKiernan, CPA\**

*Patricia M. Skenteris CPA\* Kalci M. Wilson, CPA\*  
Peter R. Reichfuss, CPA\**

*\* Member  
American Institute of  
Certified Public Accountants  
South Carolina Association of  
Certified Public Accountants*

## Accountants' Compilation Report

Board of Directors  
Einstein Academy Inc.  
847 Cleveland Street, Suite D-100  
Greenville, SC 29601

Management is responsible for the accompanying financial statements of Einstein Academy Inc. (a nonprofit organization), which comprise the Statement of Assets, Liabilities and Fund Balance – Income Tax Basis as of June 30, 2018, and the related Statement of Revenues and Deductions – Income Tax Basis for the twelve months then ended, and for determining that the income tax basis of accounting is an acceptable financial reporting framework. We have performed a compilation engagement in accordance with Statements on Standards for Accounting and Review Services promulgated by the Accounting and Review Services Committee of the AICPA. We did not audit or review the financial statements nor were we required to perform any procedures to verify the accuracy or completeness of the information provided by management. Accordingly, we do not express an opinion, a conclusion, nor provide any form of assurance on these financial statements.

The financial statements are prepared in accordance with the income tax basis of accounting, which is a basis of accounting other than accounting principles generally accepted in the United States of America.

Management has elected to omit substantially all the disclosures ordinarily included in financial statements prepared in accordance with the income tax basis of accounting. If the omitted disclosures were included in the financial statements, they might influence the user's conclusions about the organization's assets, liabilities, fund balance, revenues, and deductions. Accordingly, these financial statements are not designed for those who are not informed about such matters.

We are not independent with respect to Einstein Academy Inc.

*Saad Manios and Associates, LLC*

Greenville, South Carolina  
August 9, 2018

**Einstein Academy Inc.**  
**Statement of Assets, Liabilities, & Fund Balance - Income Tax Basis**  
*As of June 30, 2018*

**Assets**

Cash	\$	609,020
Property & Equipment		
Equipment & Furniture, cost		59,943
Accumulated Depreciation		<u>(56,979)</u>
Net Property & Equipment		2,964
<b>Total Assets</b>	<b>\$</b>	<b><u>611,984</u></b>

**Liabilities & Fund Balance**

Current Liabilities	\$	-
Fund Balance		611,984
<b>Total Liabilities &amp; Fund Balance</b>	<b>\$</b>	<b><u>611,984</u></b>

*See Accountants' Compilation Report*

**Einstein Academy Inc.**  
**Statement of Revenues and Deductions - Income Tax Basis**  
**Twelve Months Ended June 30, 2018**

<b>Revenues</b>		
<b><u>Student Tuition &amp; Fees</u></b>		
Tuition	243,113	
Tuition Refunds	(18,369)	
Fees	5,570	
Aftercare	13,981	
Before School	2,620	
<i>Total Student Tuition &amp; Fees</i>	\$ 246,915	
<b><u>Contributions &amp; Grants</u></b>		
Donations	5,485	
Grants-Exceptional SC	237,310	
Grants-Exceptional SC Refunds	(5,081)	
<i>Total Contributions &amp; Grants</i>	237,714	
<b><u>Fundraising Revenues</u></b>		
Fundraiser Revenues	39,853	
Less: Fundraiser Event Costs	(19,672)	
<i>Net Fundraising Revenue</i>	20,181	
<b>Interest Income</b>		923
<b>Total Revenues</b>		<b>505,733</b>
<b>Deductions</b>		
<b><u>Personnel Costs</u></b>		
Wages		321,484
Employment Taxes and Benefits		26,984
Services		6,373
<b><u>Facility Costs</u></b>		
Rents		23,100
Insurance		2,910
Telephone		2,116
Repairs and Maintenance		1,685
<b><u>Education &amp; Program Costs</u></b>		
Education		3,245
Field Trips		2,363
Materials and Supplies		16,225
<b><u>General Administrative Costs</u></b>		
Accounting		505
Advertising and Promotional		986
Bank Service Charges		70
Board Meeting		441
Dues & Subscriptions		1,579
Licenses & Taxes		1,669
Office Expenses		7,475
Meals/Entertainment/Travel		302
Unifoms		402
Bad Debts		170
<b>Depreciation</b>		<b>4,819</b>
<b>Total Deductions</b>		<b>424,903</b>
<b>Excess of Revenues over Deductions</b>		<b>\$ 80,830</b>

See Accountants' Compilation Report