

**Reporting Facts.**  
**Measuring Change.**  
**Promoting Progress.**



**SC EDUCATION  
OVERSIGHT COMMITTEE**

*Reporting facts. Measuring change. Promoting progress.*



**[www.eoc.sc.gov](http://www.eoc.sc.gov)**

**2024 ANNUAL REPORT**

**EOC Members**  
(current 1/24/2024)

**April Allen, Columbia, Chair**

**Dr. Brian Newsome, Lexington, Vice Chair**

**Rep. Terry Alexander, Florence**

**Melanie Barton, Columbia**

**Russell Baxley, Beaufort**

**Rep. Neal Collins, Easley**

**Dr. Bob Couch, Anderson**

**Rep. Bill Hager, Hampton**

**Barbara B. Hairfield, Charleston**

**Sen. Kevin Johnson, Manning**

**Sidney Locke, Camden**

**Sen. Dwight Loftis, Greenville**

**Melissa Pender, Beaufort**

**Dr. Patty Tate, Rock Hill**


**Sen. Ross Turner, Greenville**

**Ellen Weaver, Columbia, Ex-Officio, State Superintendent of Education**

**\*Two seats are currently vacant**

**The EOC wants to thank the numerous individuals and groups who contributed to the work of the Committee over the course of the year.**





## Who we are:

The South Carolina Education Oversight Committee (EOC) is an independent, non-partisan group made up of 18 educators, business people, and elected officials appointed by the Governor and General Assembly.

## What we do:

The EOC is charged with encouraging continuous improvement in SC public schools, approving academic content standards and assessments, overseeing the implementation of the state's educational accountability system, and documenting improvements in education.



## CONTENTS

### REPORTING FACTS

Education Data Dashboard.....	6
State-Funded Full-Day 4K.....	10

### MEASURING CHANGE


2023 Report Card Results.....	11
-------------------------------	----

### PROMOTING PROGRESS

2024-2025 EIA Budget Recommendations.....	14
---	----

OTHER REPORTS AND PROJECTS.....	18
---------------------------------	----

*Dear Friend,*



This year's Annual Report highlights EOC's initiatives to encourage continuous improvement in South Carolina's public education system. Stemming from last year's legislative charge to produce an Education Dashboard, EOC staff successively published its Pre-K, K-12, and Post-Grad dashboards on [dashboardsc.sc.gov](https://dashboardsc.sc.gov). We anticipate that these dashboards, explained in detail in the report, will help inform education policy and decisions.

This report also underscores the importance of building a strong educational foundation that begins by providing our pre-kindergarten students with quality education programs. The State-Funded Full-Day 4K report summary provides insight into South Carolina's Child Early Reading and Development Education Program (CERDEP), demonstrating that State-Funded Full-Day 4K is indeed beneficial for kindergarten readiness for students in poverty.

The EOC is also pleased to acknowledge the nearly six-point increase in statewide SC READY English Language Arts scores in the past school year. In addition to this, half of all students in SC public schools attend a school with an Excellent or Good overall rating.

While we celebrate these gains, the 2023 School Report cards also indicated that more than half of students are not meeting grade level standards in mathematics.

Therefore, the EOC has proposed in its 2024-2025 Education Improvement Act (EIA) budget to support elementary and middle schools where half or more 5th or 8th grade students scored at the lowest level on SC READY Mathematics. EOC's other EIA budget recommendations – which prioritize student learning, and teacher recruitment and retention – are further explained in this report. We hope to encourage programs and budgeting that will give our state's students and teachers ample opportunity for success!

Each of the reports highlighted are available in their entirety on the EOC website, as are those listed at the back of this report. I also thank the educators, legislators, and others who have helped us accomplish this work during the past year.

*Best Regards,*

*April Allen*





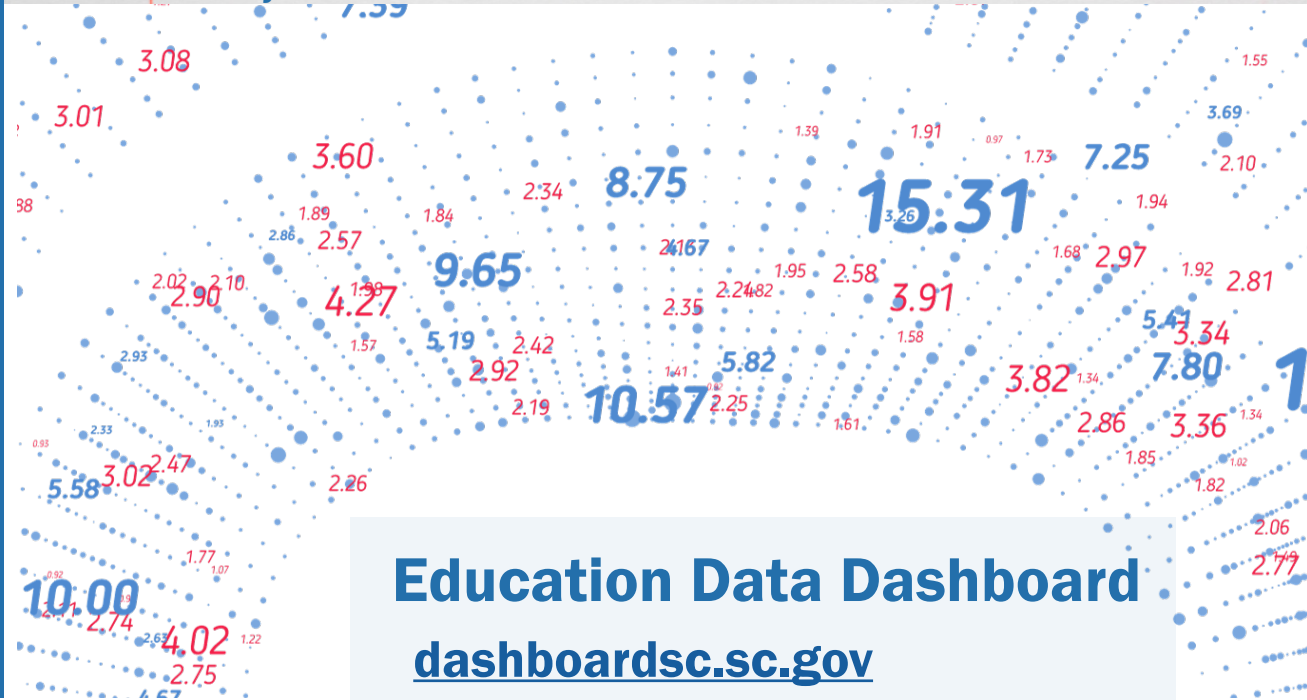
# The Year in Review



**Analyses, Updates, and Program Summaries from  
March 2023 to February 2024**

# REPORTING FACTS

**Goal: To support all stakeholders in making informed decisions for the continuous improvement of schools and student outcomes, the EOC will advocate for, access, and use a comprehensive, quality, statewide data system.**



## Education Data Dashboard [dashboardsc.sc.gov](https://dashboardsc.sc.gov)

In the 2022-23 Appropriations Act, the EOC was directed to pilot an Education Data Dashboard, with a requirement to “interface with existing systems to provide school districts, schools, policymakers, families and the public with meaningful information on school district, school, and system progress.” The EOC was able to utilize existing state resources through using a shared service model for the dashboard website.

The EOC has published the following dashboards thus far on the site [dashboardsc.sc.gov](https://dashboardsc.sc.gov)

- (Jan. 2024) **Pre-K Dashboard**: This dashboard explores three main questions about pre-k options for 4-year-olds in South Carolina: Who is ready for kindergarten? Where can more children be served? and, Does the investment in 4K translate into better prepared kindergartners?
- (Sept. 2023) **Post-Grad Dashboard**: This dashboard provides data on the percentage of SC high school graduates who enrolled in college the fall after graduation, the top majors of these students, as well as information on where students are attending college.
- (June 2023) **K-12 Dashboard**: The K-12 dashboard illustrates SC READY scores and Per Pupil Expenditure (PPE) of schools.

The following pages will give an in-depth explanation of the dashboards’ purpose, insights, and how different interest groups can utilize the presented data.

### 2022-2023

Appropriations Act



### Feb. 2023

EOC transfers school level data from National Clearinghouse to SC high schools.



### June 2023

Dashboard SC site launched on [dashboardsc.sc.gov](https://dashboardsc.sc.gov)

First Student Achievement Finance Dashboard published.



### Sept. 2023

Post-Grad Dashboard published.

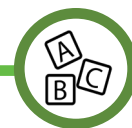


### Jan. 2024

Pre-K Dashboard published.



# Pre-K Dashboard



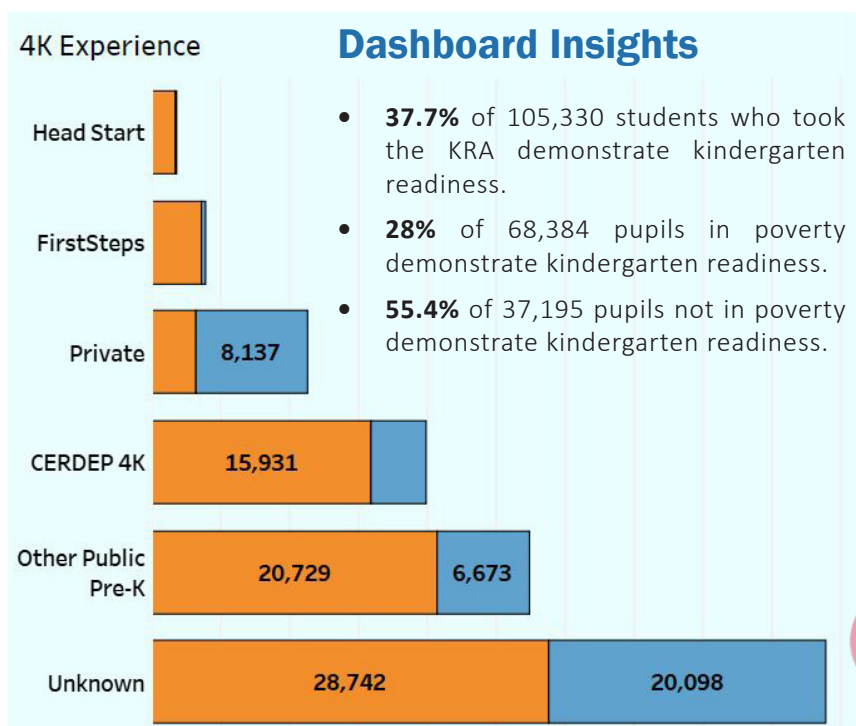
**The Pre-K Dashboard** displays data on many of the available options for Pre-K in South Carolina. In this data dashboard, CERDEP (the acronym for Child Early Reading and Development Education Program) is the inclusive term to include full-day 4K programs administered by the SC Department of Education (SCDE) and the South Carolina Office of First Steps to School Readiness (SCFS). It includes public schools, non-profit independent schools and childcare centers. Dashboard results can be filtered to school districts, house districts, senate districts, counties and demographics.

**Who is Ready for Kindergarten?** This visualization illustrates the percentages of students demonstrating readiness on the statewide Kindergarten Readiness Assessment (KRA) based on their 4K experience.

**Where Can More Children be Served?** This visualization illustrates data on the number of pupils in poverty not served by a State-Funded Full-Day 4K program.




**Does State-Funded Full-Day 4K (CERDEP) Work?** This visualization compares the percentage of pupils in poverty who participated in CERDEP — and who demonstrated readiness on the KRA — to pupils in poverty who did not.



## Dashboard Data Usage

This dashboard allows for users to clearly see the impact of full-day 4K on kindergarten readiness for pupils in poverty as well as identify underserved areas and the advantages of a State-Funded Full-Day 4K program on kindergarten readiness. In addition, the General Assembly can use the information to help inform the impact of the state's investment.



To access the Pre-K Dashboard:

<https://dashboardsc.sc.gov/preK>



# K-12 Dashboard



## The K-12 Dashboard

compares SC READY performance with Per Pupil Expenditure (PPE), which is the amount of dollars spent per pupil.

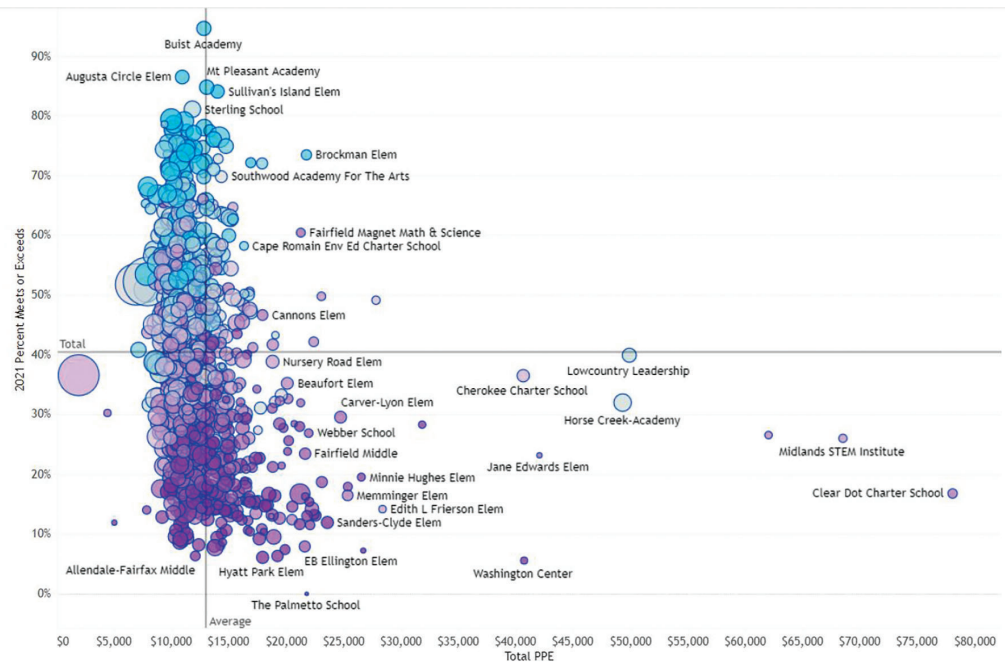
Each school is represented by a circle, with color representing the percentage of pupils in poverty and size representing the school's size. A darker purple school represents a higher percentage of pupils in poverty, while a light blue school represents a lower percentage of pupils in poverty. (The dashboard's data notes provide more information about how these percentages are calculated.)

The vertical line (top to bottom) represents the average PPE. Schools to the left of the vertical line spend less than average, while schools to the right spend above average. The horizontal line (left to right) represents the total percent of student SC READY (English Language Arts ELA and Mathematics) tests that were scored Meets Expectations or Exceeds Expectations (ME). Schools above the horizontal line had a higher percentage of ME tests than the statewide percentage, while schools below the line had a lower percentage of ME tests than the statewide percentage.

*\*This dashboard represents the latest year of available audited financial data provided by the SC Dept. of Education. This dashboard will be updated as most recent audited financial statements are made available.*

## Dashboard Insights

- This dashboard allows the cross-sectionality and use of multiple data points.



## Dashboard Data Usage

- This dashboard allows for users to pinpoint data by district and by school, the percentage of students scoring Meets or Exceeds in ELA and Math testing, as well as the Average Per Pupil Expenditure. The data can be used to help inform decisions about programmatic policies.



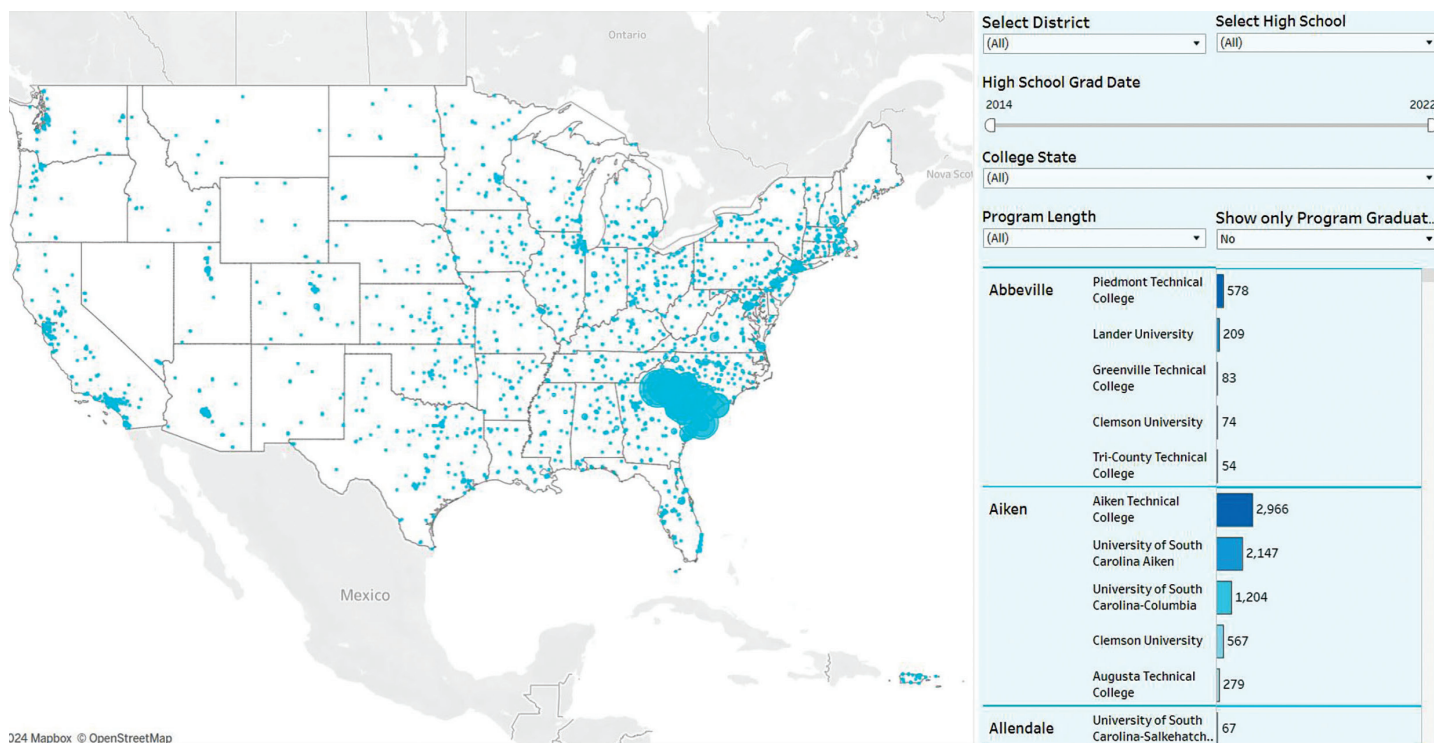
To access the K-12 Dashboard:

<https://dashboardsc.sc.gov/k12>

# Post-Grad Dashboard



**The Post-Grad Dashboard** visually illustrates the National Student Clearinghouse report which provides data on the percentage of SC high school graduates who enrolled in college the fall after graduation (post secondary, 2 or 4 year institutions), top majors of students, as well as information on where students are attending college. The EOC purchased access to this report for the first time in 2022, giving SC high schools access to graduation and enrollment data from the nearly 3,600 colleges and universities that participate in the Clearinghouse system. Each high school received individualized reports for Classes 2015-2022, containing data on college enrollment, persistence, and completion. This sharing of data also removed the burden of producing a College Freshman Report from SC educators.



**Data from the Post-Grad Dashboards** can be broken down to very specific data points. For example, data from the Top Majors dashboard shows 147 Kershaw County high school students from the graduation classes of 2015 to 2022 majored in Liberal Arts and Sciences, and can further pinpoint the number of students from a specific graduation class and/or a specific high school.

## Dashboard Insights

- **56%** of SC high school graduates entered a post secondary institution the fall after 2022.
- **Health Professions and Related Clinical Sciences** are top majors for SC high school graduates from the classes of 2015 to 2022.

## Dashboard Data Usage

- The Top Majors visualizations can pinpoint which areas of study and potential job markets that SC students are pursuing and might be entering.
- The Post-Grad visualizations provides insight into which colleges SC graduates are attending, helping to identify trends that can inform decisions pertaining to higher education.



**To access the Post-Grad Dashboard:**

<https://dashboardsc.sc.gov/postgrad>



The **State-Funded Full-Day 4K report** is prepared by the EOC in accordance with Provisos 1.55 and 1A.29 of the 2022-23 General Appropriations Act to report on the Child Early Reading and Development Education Program (CERDEP).

Using updated CERDEP eligibility criteria in the 2020-21 and 2022-23 Appropriations Act (Provisos 1.55 and 1.56 respectively), schools at a 60 percent or higher poverty index in any district, and districts at 60 percent or higher poverty index are eligible for CERDEP 4K. Districts not eligible for CERDEP 4K include: Anderson 4, Spartanburg 1 and 2, Beaufort, Berkeley, Richland 2, Spartanburg 5, Lancaster, Dorchester 2, Charleston, Anderson, Lexington 1, and Richland/Lexington 5, York 2 and 4.

### All CERDEP Programs, 2018-19 through 2021-22

	2018-19 (FY19)	2019-20 (FY20)	2020-21 (FY21)	2021-22 (FY22)
Full-Time Equivalent Children Funded (through day 180)	12,707	13,654	10,410	15,168
Number of New Classrooms Funded	30	69	30	113
Total Number of CERDEP Classrooms	819	888	881	1,059
Total Expenditures	\$70,795,690	\$75,873,168	\$58,886,320	\$88,653,568
Funds Carried Forward	\$13,237,100	\$2,641,918	\$12,028,297	\$13,238,453

Source: SC First Steps and SCDE



The full CERDEP 4K annual report link is at <https://eoc.sc.gov/policy-makers> under the Early Childhood section



### Key Findings:

- State-Funded Full-Day 4K is **beneficial** for student kindergarten readiness for students in poverty.

In the 2022-23 school year, **41% of students served in a state-funded CERDEP program were Demonstrating Readiness on the KRA**, compared to 27% percent of non-CERDEP pupils in poverty scoring at the same level this school year.

- While the estimated number of four-year-olds in poverty is steadily decreasing, the number of four-year-olds served by a State-Funded Full-Day 4K program has increased.
- The state's investment in four-year-old programs has continued to increase; the projected investment of \$103 million the 2022-2023 fiscal year was the largest investment to date.





**Goal: To more accurately and efficiently measure change, the EOC will refocus accountability to emphasize school improvement and the success of students.**



## 2023 Report Card Summary

On October 10, 2023, the EOC and the SC Department of Education (SCDE) held a joint news conference at Kelly Edwards Elementary in Barnwell County to release the 2023 School Report Cards. The Report Cards, available at [www.screportcards.com](http://www.screportcards.com), reflect data elements and student performance information from the 2022-23 school year. This year's School Report Cards were celebrated for the gains SC students made in English Language Arts and for the consistency with which students graduated from high school on-time; however, there is also much work to be done in the area of science and math (*see page 13 for more information*). Statewide, 22.5 percent of schools received an overall rating of Excellent, the highest rating in the state's education accountability system.

**SC School Report Cards** are based on South Carolina's education accountability system and are required for all elementary, middle, and high schools which receive overall ratings based on a 100-point scale. The ratings follow terms outlined in state law: Excellent, Good, Average, Below Average, and Unsatisfactory. Schools also receive ratings on various indicators, such as graduation rate, academic achievement, and college and career-readiness.

### Number and Percentage of Schools Receiving Overall Ratings by School Year

Overall Rating	Elementary Schools		Middle Schools		High Schools	
	2022	2023	2022	2023	2022	2023
Excellent	145 (21.8%)	161 (24.1%)	71 (21.4%)	70 (20.8%)	40 (16.7%)	48 (20.3%)
Good	144 (22.1%)	161 (24.1%)	76 (22.9%)	97 (28.9%)	48 (20.0%)	46 (19.4%)
Average	235 (35.3%)	240 (36.0%)	131 (39.5%)	134 (39.9%)	76 (31.7%)	68 (28.7%)
Below Average	100 (15.0%)	80 (12.0%)	43 (12.9%)	30 (8.9%)	53 (22.1%)	45 (19.0%)
Unsatisfactory	42 (6.3%)	25 (3.7%)	11 (3.3%)	5 (1.5%)	19 (7.9%)	30 (12.7%)
Number of School Report Cards	666	667	332	336	240	237

*Note: Totals do not include Career Centers or Special Schools. Twenty-one schools did not receive Overall Ratings.*



***“The goal of the system is to have students prepared for what follows graduation – work, military, community college or a 4-year college. That is a big goal. It takes hard work that must begin in elementary schools.”***

***April Allen, EOC Chairperson,  
2023 School Report Card News Conference***



# Insights on the 2023 School Report Cards



There was a nearly **six percent point increase** in statewide English Language Arts scores on SC READY. This accounted for an overall increase in elementary and middle schools receiving an Overall Rating of **Excellent or Good**.

- Overall performance on the English 2 End-of-Course assessment also improved slightly from the 2021-22 school year.



Half of all students in SC public schools are enrolled in a school with an Overall Rating of **Excellent or Good**.



While ratings have improved, **more than half** of students are not meeting grade level standards in mathematics.

- In elementary or middle schools with an overall rating of Excellent, **25% of students** who took both the SC READY ELA and the SC READY Math tests are **not meeting grade level standards on either test**.
- **Only 40% of 3rd through 8th graders** are scoring Meets or Exceeds Expectations on the SC READY Math test, which measures grade-level standards in mathematics.
- **Only 45% of students** are scoring a “C” or better on the Algebra I End-of-Course Assessment.



## What was new for the 2023 Report Cards?



**For more information and downloadable resources:**

<https://eoc.sc.gov/news/2023-10/south-carolina-releases-2023-report-cards-schools>

**The Added-Value Growth Model meets the following desired criteria:**

- Produces a specific, individualized growth target for each student based on that student’s prior achievement.
- Produces growth targets that, if met, would move all students toward proficiency and either maintain or improve all students’ prior achievement levels.
- Produces targets that can be understood by, calculated by, and communicated to all stakeholders.
- Produces targets that are as rigorous as necessary to attain grade level proficiency, but do not unnecessarily inflate targets to avoid setting expectations that are seen as unreasonable or impossible.
- Makes it possible for all students and schools to perform well (or to perform poorly) against previously established criteria, independent of the performance of other students or schools.
- Supports a scoring system that can be understood by and projected by school and district leaders.
- Produces school scores that are as uncorrelated as possible with the proportion of pupils in poverty served by the school.
- Produces scores that are minimally correlated with Academic Achievement scores.

**Added-Value Growth** was first published on the School Report Card in 2023. While it was not scored, it provided stakeholders information that will be used to evaluate student growth beginning in the 2023-2024 school year.

The inclusion of the Added-Value Growth model in the accountability system, along with two high school student success measures, have exciting implications for schools as they support actional instructional interventions happening earlier within schools. These measures will be used for scoring beginning with the 2024 Report Cards.

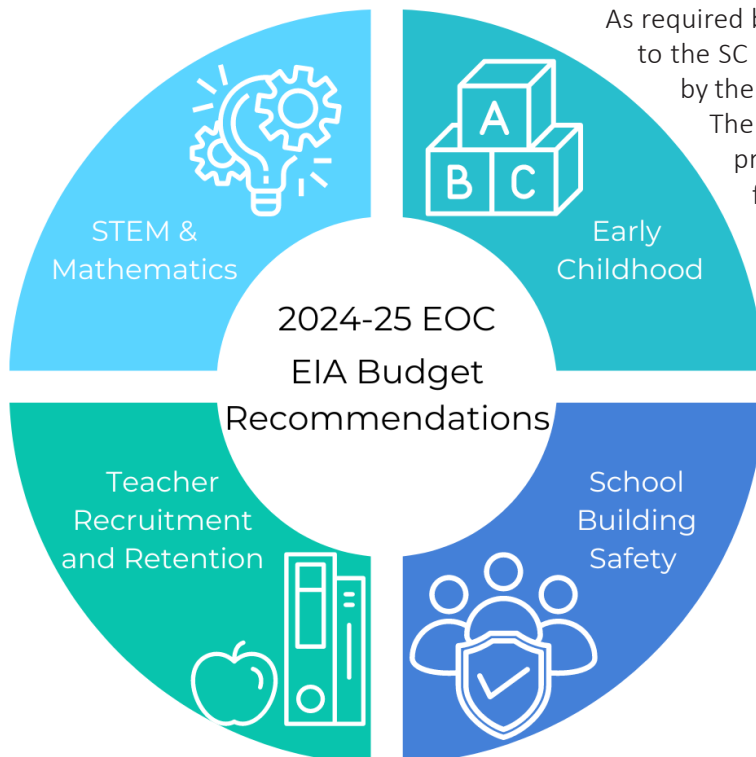


# Promoting Progress EIA Budget Recommendations

**Goal: To more effectively promote progress throughout South Carolina schools, the EOC will strengthen partnerships with key stakeholders and promote collaborative, coordinated action for the continuous improvement of schools and student success.**



## 2024-2025 EIA Budget Recommendations




As required by state law, the EOC provided budget recommendations to the SC General Assembly that focus on the revenues generated by the one-cent sales tax, the Education Improvement Act (EIA). The committee's budget recommendations for FY 2024-25 prioritize student learning while seeking to review State-funded teacher recruitment and retention programs. The four main areas of budget recommendations include Student Learning in STEM and Mathematics, Early Childhood, Teacher Recruitment and Retention and School Building Safety.





STEM and  
Mathematics



## Student Learning in STEM and Mathematics

- EOC recommended funding \$10 million to the Palmetto Math Project.
  - The project would support elementary and middle schools where one half or more of 5th or 8th grade students have scored at the lowest level on SC READY Mathematics.
  - Each identified school would receive instructional coaching, high quality instructional materials, high quality professional learning, and intensive tutoring.
- \$36.9 million to have up-to-date instructional materials, with a priority placed on mathematics in elementary and middle schools.
- \$1.5 million to improve college and career readiness of secondary and middle school students, expanding Pre-Advanced Placement course access.
- \$150,000 for a robotics program focused on serving underserved school districts.







## Early Childhood



## Early Childhood



The EOC recommended **\$14.1 million** to expand State-Funded Full-Day 4K.

- State-Funded Full-Day 4K has been shown to improve kindergarten readiness for students in poverty.
- South Carolina's Child Early Reading and Development Education Program (CERDEP) had a large increase of 1,120 students and 56 classrooms in 2023-24.
- As CERDEP is expected to continue to grow, additional funding can help to accommodate more students.



**\$2.9 million** to train 4K teachers and assistants in the Language Essentials for Teachers of Reading and Spelling (LETRS) curriculum.

- LETRS Training Early Childhood is a professional learning curriculum designed to teach teachers the content and principals of literacy and effective language instruction.

## School Building Safety

School Building Safety



There is currently no uniform mapping system to equip first responders in responding to emergency calls to South Carolina schools.

EOC recommended **\$5 million** in funding to develop a statewide mapping system of school buildings to assist first responders.







## Teacher Recruitment and Retention

- EOC recommended \$200K for the Center for Educator Recruitment, Retention and Advancement's (CERRA) request to develop an **online job board** to:
  - Aggregate South Carolina K-12 education jobs.
  - Help CERRA nationally recruit potential educators and promote the filling of district vacancies.
  - Bring South Carolina up-to-date with job boards used in other states.
- \$10 million for the **Teacher Strategic Compensation Pilot** program.
  - The South Carolina Department of Education (SCDE) wants to enhance effective school teachers through the pilot program which would recognize teachers demonstrating above average year-to-year student growth in core academic areas.
- \$727.6K for **TeachSC**, a “one-stop-shop” digital platform with resources, tools and services that increase clarity on the teaching profession. The SCDE will house the program.
- \$2.7 million for **Teacher Supplies** – \$350 to \$400 for eligible teachers.
- **Approximately \$1 million for other agencies teacher salary.** The EOC recommends providing funds for salary increases for teachers in schools not associated with school districts such as Governor's Schools, Will Lou Gray, SC School for Deaf and Blind, and Disabilities and Special Needs.
- **\$37.9 million for instructional materials.** The recommendation is that these funds are utilized for up-to-date instructional materials with a priority for mathematics in elementary and middle schools.

## **Standards Review - Mathematics**

In September 2023, the EOC finalized their approval of the SC College and Career-Ready Mathematics Standards, a process which began in 2021. The standards were approved by the State Board of Education on December 12, 2023. The 2024-2025 school year will be a year for local and state-led opportunities to explore the 2023 South Carolina College- and Career-Ready Mathematics Standards and develop implementation plans.

The 2023 South Carolina College- and Career-Ready Mathematics Standards will be fully operational and assessed in the year 2025-2026.

For more information: <https://ed.sc.gov/instruction/standards-learning/>

## **Educational Credit for Exceptional Needs Children Report**

The ECENC program provides grants and parental tax credits to exceptional needs students attending private schools that meet specific eligibility requirements and that are approved by the EOC. This report includes information about the process for collecting results, participation and compliance of schools, and academic achievement of students who received ECENC grants in 2021-22.

For more information: <https://www.eoc.sc.gov/ecenc-program>

## **Report on Alternative Instructional Methods**

In February 2024, Dr. Lee D'Andrea presented Part II of the alternative instructional methods report, a directive from the General Assembly pursuant to Proviso 1A.66. Key findings included that face-to-face instruction resulted in students having higher mean scores in the majority of comparisons. The report also emphasized the need to improve data quality so that decisions can be made with clearer, more accurate data.

For more information, see the presentation slides: <https://sceoc.info/3SP6L8a>

## **Military-Connected Students Report, 2022**

As legislated by Act 289 of the Military Family Quality of Life Enhancement Act, the EOC is tasked with developing an annual report on the educational performance of military-connected students. This report is meant to provide an overview of demographics, academic performance, and school attendance of military-connected students as reported for the 2021-22 school year.

For more information: <https://sceoc.info/47M6gBl>

## **Teacher Loan Program Report, Annual Report for FY 2021-22**

The Teacher Loan Program seeks to encourage talented, qualified potential teachers to enter the profession. As required by the Teacher Quality Act of 2000, the EOC conducts an annual review of the SC Teacher Loan Program. This report describes applicants and recipients to the program in order to examine teacher recruitment and retention in South Carolina.

For more information: <https://sceoc.info/3HyavpE>

## **National Student Clearinghouse**

The EOC staff provides SC high school leaders with reports from the National Student Clearinghouse. These reports provide data on enrollment, persistence, and completion of high school graduates from SC beginning in 2014. The data will be provided to schools annually.

See the most recent National Student Clearinghouse report: <https://sceoc.info/3SjuE7U>







# SC EDUCATION OVERSIGHT COMMITTEE

Reporting facts. Measuring change. Promoting progress.

[www.eoc.sc.gov](http://www.eoc.sc.gov)

Total Printing Cost: \$1277.28

Units Printed: 400

Cost Per Unit: \$3.19