


SC Education Oversight Full Committee Meeting

February 9, 2026



Welcome & Approval of Full EOC Committee Minutes December 8, 2025

April Allen



**SC EDUCATION
OVERSIGHT COMMITTEE**
Reporting facts. Measuring change. Promoting progress.

Special Presentation:

Presentation from the 2025 Elementary
School Data Trailblazer Award Winner

Monica Owens Carter, H.B. Rhame Elementary Principal



**SC EDUCATION
OVERSIGHT COMMITTEE**

Reporting facts. Measuring change. Promoting progress.

From Numbers to Impact: Making Growth Predictable through Data Storytelling

February 9, 2026

Elementary Data Trailblazer School

EOC Full Committee Presentation



The Context that Required a Different Approach

- Title One School (90%)
- High-school mobility rate (58%)
- Need for instructional consistency, despite constant enrollment shifts

Data is seen as a shared transparent language to align students, staff, families, and community partners around growth.

HB Rhame at a Glance...

Leadership Insight

When data is visible, shared, and simple, clarity replaces compliance —and consistency follows.

School Profile

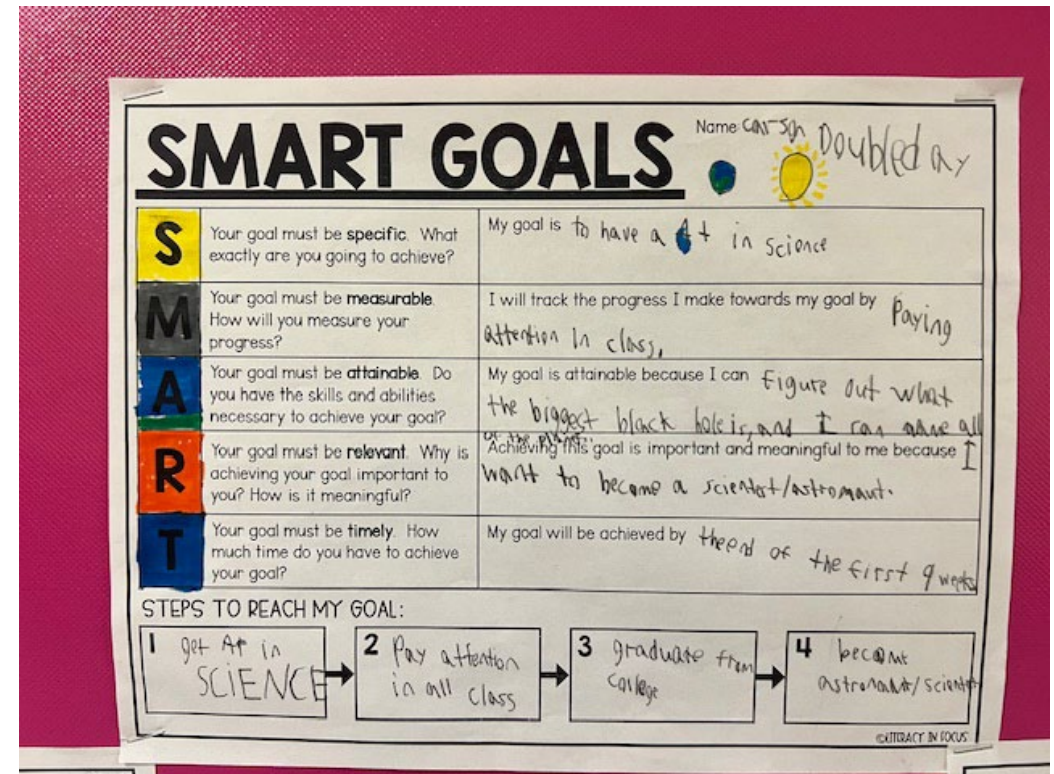
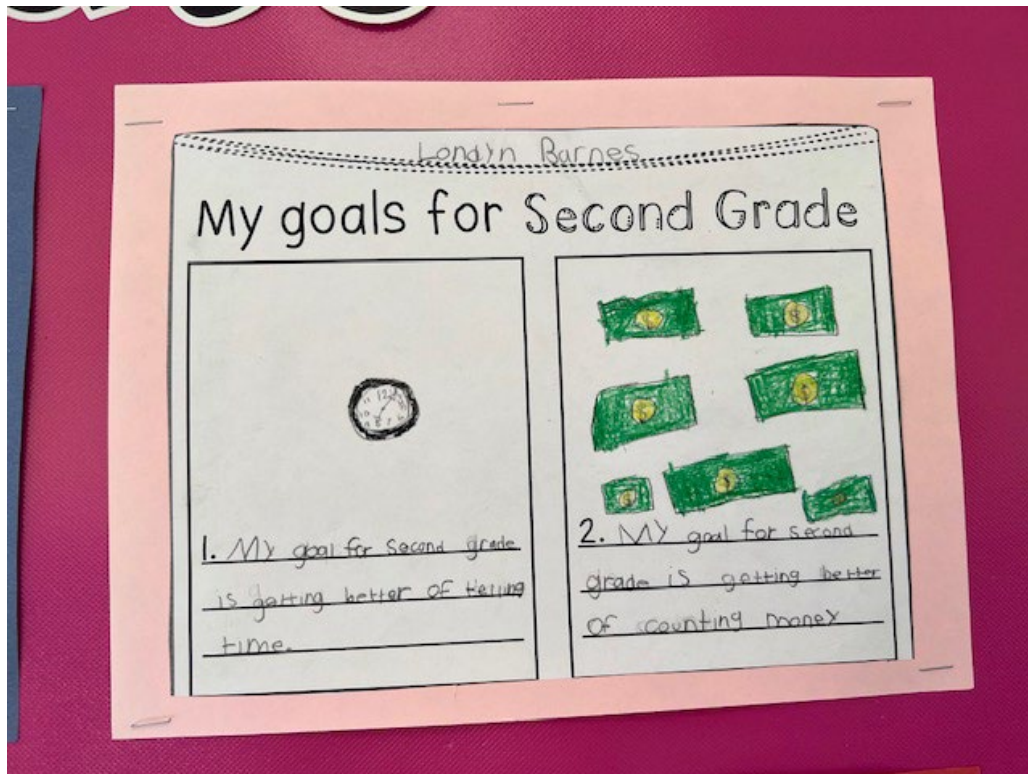
- Enrollment: 490-560 students
- Staff: 60 staff members – 20 classes
- 28:1 ratio
- High Teacher Retention Rate (95% over 7 years)

Instructional Anchors:

- Visible Learning Framework (Instructional Vision)
- AVID School (College & Career)
- SOAR House System (Ron Clark)

Developing a Strong Data Culture

- Student set yearly and quarterly goals for learning. Goals are shared with parents and displayed on the how bulletin boards 3 times school year. Then they are placed in student notebooks for reference throughout the year.



STAR Reading Test Goal Sheet

School Year 2024-2025

Winter

Scaled Score Goal: 901

Actual Scaled Score: 1013

Growth: +/- 3+

Winter GE: 6.9

GE Growth +/-

Reflect:

I believe I made this grade because I was not paying attention that much.

STAR Reading Test Goal Sheet

School Year 2024-2025

End of Year Totals

Fall Scaled Score 992

Spring Scaled Score: 1072

Total SS Growth: +/- 4

Fall GE: 6.4

Spring GE: 4.2

Total GE Growth +/- 2.2

Interval

STAR Reading Progress Monitoring

School Year 2024-2025

Current Score 978 Goal 1022

Test Date	Score	Points Needed to Reach Goal
<u>9/09/2024</u>	<u>952</u>	<u>2</u>
<u>12/04/2024</u>	<u>980</u>	<u>4</u>
<u>4/01/2025</u>	<u>978</u>	<u>18</u>

How were you successful?
I tried my best

What can you do better?
Take more time

STAR Reading Test Goal Sheet

School Year 2024-2025

Winter

Scaled Score Goal: 901

Actual Scaled Score: 1013

Growth: +/- 3+

Winter GE: 6.9

GE Growth +/-

Reflect:

I believe I made this grade because I was not paying attention that much.

Quarterly Data Conferences are held with students to allow opportunities for goal setting and self-reflection.

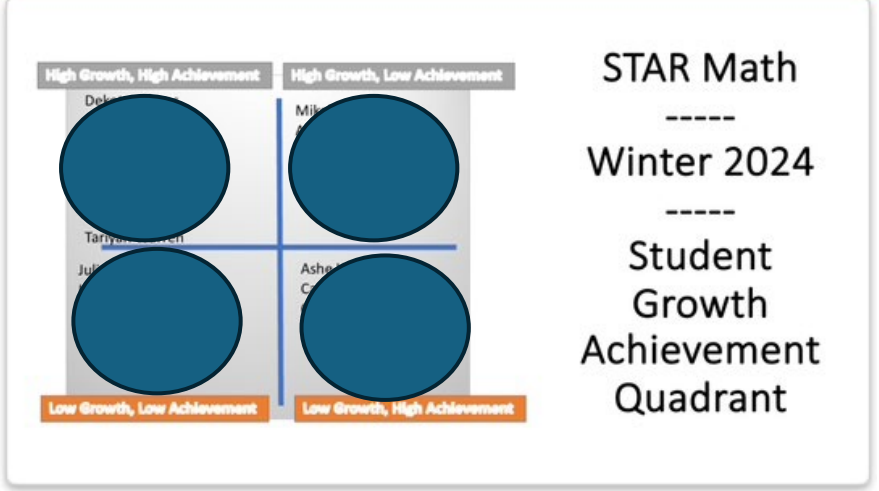
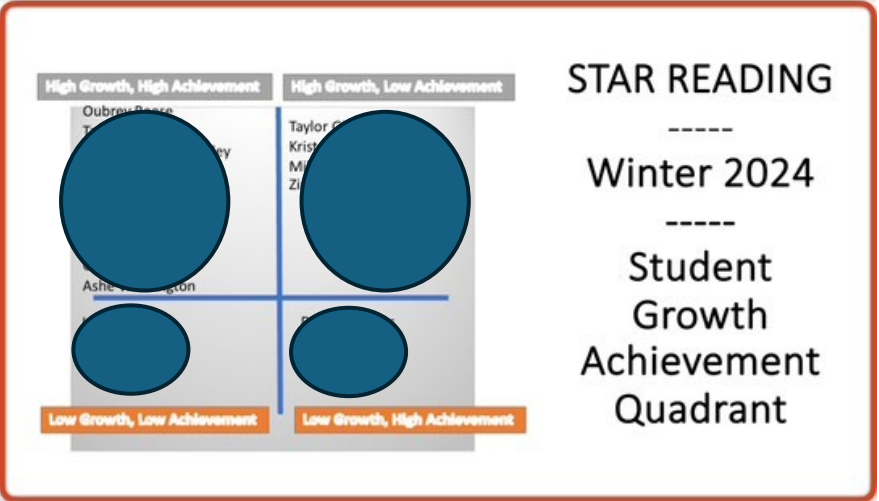
61.3% of K-5th grade student met the targeted growth percentile for the 24-25 school year. An increase of 5% compared to Spring 2023. Currently, 62% of K-5 students are showing typical to high growth for the second cycle.

Easy to read data charts are created by leaders and teachers to help translate findings and design next steps for student learning outcomes.



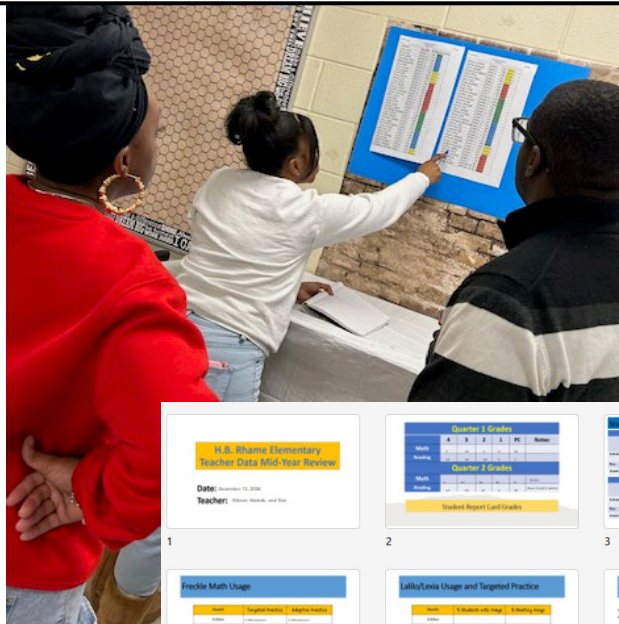

CURRENT STATE PRACTICE RESULTS – SPRING 2025
Student Growth Analysis (Source: MVPA)

Math	3	4	5
SPR'24 Semester Projected %	44	48	45
AVERAGE % Correct	44	48	45
Student Growth from Winter 23	(41) +3	(59) -9	(48.2) -3.2
DOK Area of Strength	ATO6 ATO9	MDA.5 & 7 NSBT.2 G.1 ATO.1	NSBT ATO
DOK Area of Need	MDA.2 NSBT.2 NSBT.1	NSF.4 & 7 ATO 3 & 4 NSBT 3 & 6 MDA.2	MDA NSF G

READING	3	4	5
SPR'24 Semester Projected %	50	51	54
AVERAGE % Correct			
Student Growth from Winter 23			
DOK Area of Strength			
DOK Area of Need			
Science			
SPR'24 Semester Projected %			
AVERAGE % Correct			
Student Growth from Winter 23			
DOK Area of Strength			
DOK Area of Need			



System Coherence



1. H.S. Rhame Elementary Teacher Data Mid-Year Review
Date: November 10, 2022
Teacher: Shanon, Tashia, and Ben

2. Quarter 1 Grades Student Report Card Grades

3. Student Learning Objectives

4. Student Learning Objectives

5. STAR DATA COMPARISON

6. STAR DATA COMPARISON CONTINUED

7. Freckle Math Usage

8. Lability/Lexia Usage and Targeted Practice

9. Classroom Spotlight Teaching Strategies

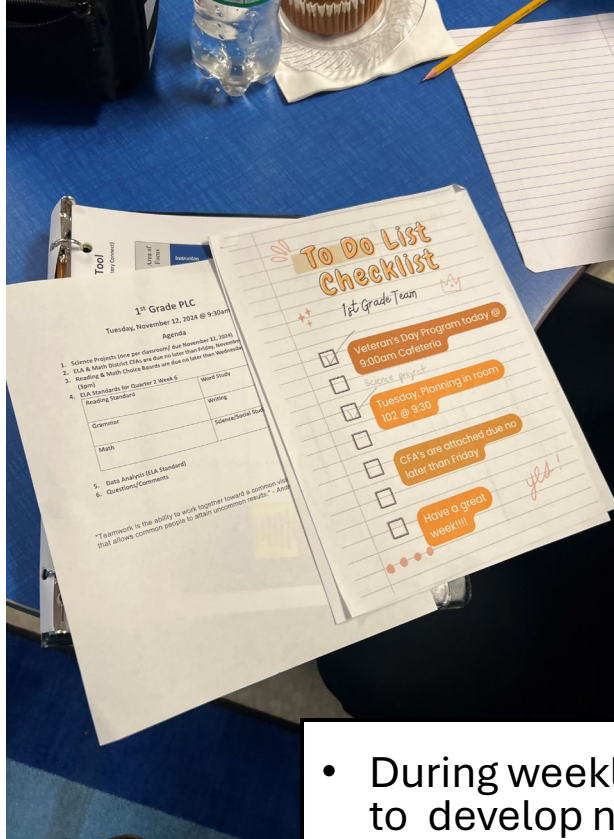
10. Student Learning Highlights

11. Administrative Support Requests

12. Teacher Next Steps

Teachers Discussing and Analyzing data is deeply woven into the fabric of our school.

- Weekly PLCs focused on common formative assessments
- Data Deep Dives in the School Situation Room
- Quarterly and Mid- Year Data Review presentations
- Utilizing Mastery Connect for school and team-based assessments



READING ABILITY GROUPS

Based on STAR REPORT

Green Group	Blue Group
Radden, Isabella - 859 Lester, Messiah - 836 Stuckey, Ce'Ria - 814 Whitt, Harmoni - 778 Morgan, Chance - 777 McMorris, Caylin - 768	Bowles, Evan - 760 Moultrie, Tatyana - 757 Gipson, Messiah - 757 Marshall, Senior - 746 Harmoni Kirk - 735 Simmons, Xayvion - 727 Cooper, Caliegh - 722
Yellow Group	Red Group
Belcher, Jahmir - 687 Cabbagestalk, Paris - 679 Anderson, Malik - 678 Harvin,, Peyton - 678	Jackson, JocQwan - 635 Murray, Joshua - 568 Vesselles, IsaBella - 634

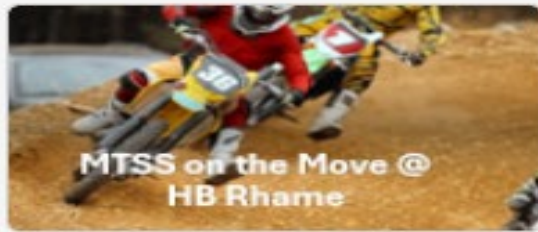
COOPERRATIVE GROUPS

Team 1	Team 2
Lester, Messiah Marshall, Senior Belcher, Jahmir Anderson, Malik	Morgan, Chance McMorris, Caylin Cabbagestalk, Paris Bowles, Evan
Team 3	Team 4
Radden, Isabella Moultrie, Tatyana Cooper, Caliegh Jackson, JocQwan	Stuckey, Ce'Ria Gipson, Messiah Simmons, Xayvion Murray, Joshua
Team 5	NOTES
Whitt, Harmoni Kirk, Harmoni Harvin, Peyton Vesselles, IsaBella	GREEN and RED partners are always partners

School-wide Instructional Decision System driven by data


- During weekly PLCs teachers using the school instructional analysis tool to develop next steps for teaching standards. Teachers use Mastery Connect to create, administrate and analysis CFAs on a weekly basis. Standards based assessments are created by teachers and supported by the instructional coaches.
- The meetings are facilitated by team leaders and supported by the instructional coaches.
- CFAs in Master Connect and student results data is to drive the instructional framework focused on small group instruction for enrichment and interventions.

as a team.



SPRING FORWARD - Student Discipline

- Use Discipline Matrix (March 2015)
- Implement positive behavioral interventions
- Implement restorative practices
- Implement restorative justice
- Implement restorative justice
- Implement restorative justice
- Implement restorative justice



A collage of several hand-drawn cards titled "WHAT WORKS FOR ME!". The cards list various strategies and observations, such as "Flash cards", "Tracing practice", "Matching", "Pronunciation", "Manipulation", "Sorting", "Morning work", "Center activities that support student weaknesses", "Constant Records on student work and abilities", "Pairing students with a partner to guide center or paired work", "progress monitoring", "guided reading groups", "laps documentation 3x per week", "Seeing kids certainly amount of things each week", "identifying data updates frequently", "talking to parents", "keeping them current", "feedback resources".

Monthly School Data Meetings

- The 1st Monday in each month the school takes a data deep dive to unveil the specific needs of Tier 2 and Tier 3 students.
- Instructional support staff serves as data coaches for teacher teams as they look for patterns and trends through vertical articulation.
- These sessions are led by the principal and school based MTSS coordinator.



Student's Name	Grade Level	FY24 ELA Assessment	Fall STAR/iReady Reading STATE Level	Winter STAR/iReady Reading STATE Level	Spring STAR/iReady Reading STATE Level	FY24 MATH Assessment	Fall STAR/iReady Math STATE Level	Winter STAR/iReady Math STATE Level	Spring STAR/iReady Math STATE Level	Additional Support
	4	App	979 noiready	1057		Meets	939/ no iready	1013		
	4		744/417 K	873			826/417 K	862		
	3		829/411 K	855			396 1st	862		
	3		824/406 k	615			850/385 K	888		CRP
	3		753/380 K	775			791/360 K	822		
	3		818/424 K	830			852/ NO IREADY	960		
	3		749/430		815		921/ 383			CRP
	3		826/NO IREADY		870		753/ 355 K	825		
	3		934/478 2nd				832/ 383 K			
	4	DNM	802/424 1st		914	DNM	867/ NO IREADY		909	
	5	App	1041/ no iready		1012	App	833/ 425 2nd		860	
	5	App	919 /507 3rd		947	Meet	1014/ no iready		1036	
	5	DNM	874/414 K		821	DNM	812/369 K		821	
	5	DNM	615/389 K		776	DNM	841/385 K		891	CRP
	5		933/493 2nd		983		862/421 2nd		983	
	5	DNM	860/480 2nd		893	DNM	973/441 3rd		948	
	3			615	790			792	784	
	3			865	814			753	784	
	5				889				951	
	5			1093	1097			968	936	

D	A	T	A	Other Notes
Different approaches	New achievement level expected from student	Amount of time until the goal can be achieved	Assessment evidence that indicates if the goal has been accomplished	
Guided Reading Lessons	Decoding Words: Blends; Comprehension	4 weeks	STAR CBM Decoding	
Guided Reading Lessons	Decoding Words: Blends; Comprehension	4 weeks	STAR CBM Decoding	
Guided Reading Lessons	Decoding Words: Blends; Comprehension	4 weeks	STAR CBM Decoding	
Guided Reading Lessons	Decoding Words: Blends; Comprehension	4 weeks	STAR CBM Decoding	
Guided Reading Lessons	Decoding Words: Blends; Comprehension	4 weeks	STAR CBM Decoding	
Guided Reading Lessons	Decoding Words: Blends; Comprehension	4 weeks	STAR CBM Decoding	
Guided Reading Lessons	Decoding Words: Blends; Comprehension	4 weeks	STAR CBM Decoding	
Guided Reading Lessons Level C	Decoding Words	4 weeks	STAR CBM Decoding	
Guided Reading Lessons Level C	Decoding words	4 weeks	STAR CBM Decoding	
Guided Reading Lessons Level H	Decoding words	4 weeks	STAR CBM Decoding	IEP
Wonders Small Group Lesson; Guided Reading Lessons	Decoding Words: Vowels; Comprehension	4 weeks	STAR CBM Decoding	IEP
Wonders Small Group Lesson; Guided Reading Lessons	Decoding Words: Vowels; Comprehension	4 weeks	STAR CBM Decoding	IEP
Wonders Small Group Lesson; Guided Reading Lessons	Decoding Words: Vowels; Comprehension	4 weeks	STAR CBM Decoding	IEP
F&P Guided Reading Lessons	onset rimes; Blending	4 weeks	STAR CBM Phoneme Segmentation	
F&P Guided Reading Lessons	onset rimes; Blending	4 weeks	STAR CBM Phoneme Segmentation	IEP
F&P Guided Reading Lessons	onset rimes; Blending	4 weeks	STAR CBM Phoneme Segmentation	
F&P Guided Reading Lessons	onset rimes; Blending	4 weeks	STAR CBM Phoneme Segmentation	

Data Dashboards for subgroup tracking

School leaders utilize data dashboards for subgroup performance tracking. Trackers are maintained by the school leadership. They are shared with district levels support teams and teachers.

Our vision...

Data literacy is at the heart of our school's instructional vision.

Assessment Capable Learners

Who are Assessment Capable Learners?

Students who:

- know the learning target for the lesson
- can describe where they are in relation to the criteria
- use that information to select learning strategies to improve their work

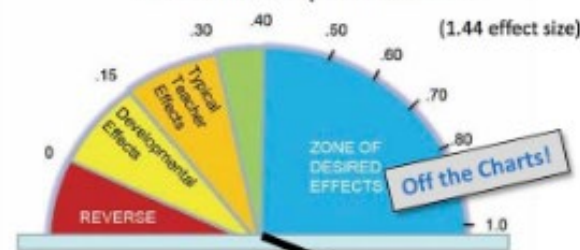


How can I bridge the gap?



Effect Size

Assessment Capable Learners



Benefits

When students self-assess regularly, track and share their progress, their confidence as learners grows. Their motivation to do well increases as does their achievement.

Stiggins & Chappuis 2010

Just beginning, I am not sure how to do this yet.



Getting better. I'm starting to understand what to do.



Bull's eye! I can do this well all the time!



Closing the Gap

- Students engage in reflective review (**revision**)
- Students can be encouraged to set questions and create solutions (**refine**)
- Students apply scoring criteria through peer assessment and self-assessment (**rework**)

Teaching Students how to read and analyze data

We are learning to collect data.

Tally Chart

Favorite Color	
red	
blue	
green	

Bar Graph

Favorite Color	
red	3
blue	5
green	3

I know I have learned it when I can...

- collect
- organize
- represent
- draw conclusions

Picture Graph

Favorite Color	
red	♥♥
blue	♥♥♥♥♥
green	♥♥♥♥♥♥

WELCOME

Don't be afraid to Sparkle

This is your year to Sparkle


SPREAD A LITTLE SPARKLE

DREAM for SPARKLE SHINE bright

SIGHT WORDS I KNOW

the	as	but	she	some
of	with	not	do	her
and	his	what	how	would
a	they	all	their	make
to	I	were	if	like
in	at	we	will	him
is	be	when	up	into
you	this	your	other	time
that	have	can	about	has
it	from	said	out	look
he	or	there	many	two
was	one	use	then	more
for	had	an	them	write
on	by	each	these	go
are	words	which	so	see

DONUT YOU IS NOW CONTACTIOUS




3rd Grade Student tracking oral fluency stations.



Every student tracks time spent reading independently.

Independent Reading is tracked through Beanstalk.

This dashboard gives a quick and easy to glance of the minutes read per child across the school. A school-wide competition makes this data fun and exciting. Since November 2024, collectively our school has read 96,287 minutes



Place	Teacher Names	Id	Classroom Name	Subject	Active Readers	Minutes Read	Average Per Student
1	[Redacted]	[Redacted]	HOMEROOM GR 5 - Period: 1(A)	Homeroom/Advisory	17	30881	1816
2	[Redacted]	[Redacted]	HOMEROOM GR 4 - Period: 1(A)	Homeroom/Advisory	17	24098	1417
3	[Redacted]	[Redacted]	HOMEROOM GR 4 - Period: 1(A)	Homeroom/Advisory	15	11351	756
4	[Redacted]	[Redacted]	HOMEROOM GR 5 - Period: 1(A)	Homeroom/Advisory	14	7895	563
5	[Redacted]	[Redacted]	HOMEROOM GR 3 - Period: 1(A)	Homeroom/Advisory	14	7175	512
6	[Redacted]	[Redacted]	HOMEROOM GR 5 - Period: 1(A)	Homeroom/Advisory	11	5646	513
7	[Redacted]	[Redacted]	HOMEROOM GR 3 - Period: 1(A)	Homeroom/Advisory	12	4715	392
8	[Redacted]	[Redacted]	HOMEROOM GR 2 - Period: 1(A)	Homeroom/Advisory	12	3504	292
9	[Redacted]	[Redacted]	HOMEROOM GR 2 - Period: 1(A)	Homeroom/Advisory	12	3057	254
10	[Redacted]	[Redacted]	HOMEROOM GR 3 - Period: 1(A)	Homeroom/Advisory	8	2611	326

Grade level Reading logs are housed in hallways to track books read during a most recent D.E.A.R. event.

Using Qualitative data to improve school culture and climate.



The principal and school counselors lead monthly Town meetings.

Monthly Townhall meetings provide opportunities for our school to gather and review data based on student surveys. Results are shared and displayed for all stakeholders.

1

2

3


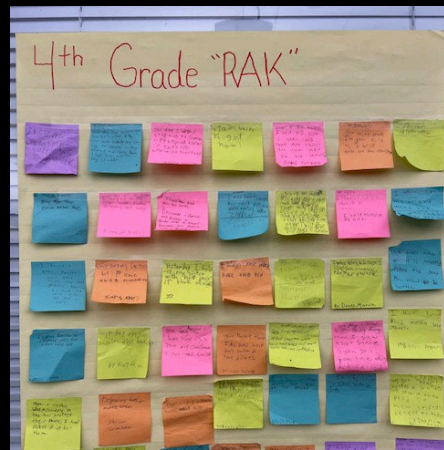

4

5

6

7

Student Survey results, concerning cleanliness of restrooms.



Students collect attendance stars for SOAR Houses. Points are displayed in the lobby of the school for all stakeholders. Random Attendance drawings are held bi-weekly.

Improving Attendance & Behavior through Data Visualization

- Chronic Absenteeism Rate has decreased by 3% since October 2024.
- Suspension Rate has been reduced to less than 1% for the 2024-2025 school year.

Students collect PBIS behavior points for houses. Points are displayed near the cafeteria all to see. Points are tracked daily by students, teachers, staff and parents using Class Dojo.

My Level of Engagement Goal

Disrupting	Avoiding	Withdrawing	Participating	Investing	Driving
<ul style="list-style-type: none"> distracting others stopping the learning 	<ul style="list-style-type: none"> looking for ways to avoid the work off task 	<ul style="list-style-type: none"> thinking about something else 	<ul style="list-style-type: none"> paying attention doing work responding to questions 	<ul style="list-style-type: none"> asking questions feeling like what you are learning is important 	<ul style="list-style-type: none"> setting goals seeking feedback self-assessment
	same		Orion	AMYi	same

All students are learning to track their level of engagements. Teacher made trackers can be found of the door of many classrooms.






CALLING 2ND & 3RD GRADE PARENTS!!!

Pages of Possibilities

JOIN YOUR CHILD FOR A HANDS-ON PAINTING EXPERIENCE IN THIS INTERACTIVE SESSION! TOGETHER, YOU'LL CREATE A MASTERPIECE WHILE EXPLORING THE PATH TO SCHOOL SUCCESS DURING THE READ TO SUCCEED YEARS.

**MARCH 5, 2025
10AM TO 11AM
MEDIA CENTER**

Join Us... 2nd & 3rd Grade Parent Pages & Possibilities RSVP due by February 20



[CLICK HERE TO REGISTER.](#)



Engaging Parents and the Community

- Share data insights with parents via **online dashboards newsletters and infographics.**
- Host **monthly parent sessions focused on academic performance** to engage families in student learning goal and growth.
- Launched a **community partnership** with churches to enhance student learning opportunities. Data reviews are held with local tutors to assist students in reading growth






83%

positive

Skills

Classes

Students

1		Following Directions Schoolwide	238
2		SOAR-ing in Visual Arts Schoolwide	215
3		SOAR-ing in Music Schoolwide	190




83%

positive

Skills

Classes

Students

1		Workbooks	100% positive
2		Presentations	100% positive
3		Ms. Scoville's Class	100% positive

83%

positive

Skills

Classes

Students

1		SOAR-ing in Social Studies	26
2		SOAR-ing in Science	25
3		SOAR-ing in Math	22

We have over 2000
connected to our
school Dojo page.

School-wide parent portal for real-time
access to behavioral student progress

2025 SC READY Five-Year Summary By First Day of Testing (FDT) Subgroup and Grade

Excludes Students who Tested with Non-Standard Accommodations (Modifications)

Richland School District One, Office of Accountability, Assessment, Research and Evaluation - November 12, 2025

~~ Rhame: All Students ~~

		ELA						Math					
Grade	Year	Num	%DN	%A	%M	%E	%ME	Num	%DN	%A	%M	%E	%ME
All	2021	206	42.7	36.9	15.0	5.3	20.4	210	53.8	31.4	9.0	5.7	14.8
All	2022	219	34.7	33.8	20.1	11.4	31.5	219	45.2	28.8	19.2	6.8	26.0
All	2023	214	35.0	28.0	22.9	14.0	36.9	214	39.7	35.0	18.2	7.0	25.2
All	2024	217	32.7	32.3	20.3	14.7	35.0	218	37.6	33.5	20.2	8.7	28.9
All	2025	196	21.9	26.0	35.2	16.8	52.0	196	39.3	26.5	27.6	6.6	34.2
All	2-Yr Chg	-21	-10.8	-6.3	14.9	2.1	17.0	-22	1.7	-7.0	7.4	-2.1	5.3
All	5-Yr Chg	-10	-20.8	-10.9	20.2	11.5	31.6	-14	-14.5	-4.9	18.6	0.9	19.4
3	2021	71	45.1	31.0	21.1	2.8	23.9	72	52.8	23.6	19.4	4.2	23.6
3	2022	84	29.8	33.3	22.6	14.3	36.9	84	42.9	23.8	23.8	9.5	33.3
3	2023	75	45.3	26.7	17.3	10.7	28.0	76	34.2	39.5	19.7	6.6	26.3
3	2024	72	33.3	33.3	12.5	20.8	33.3	72	31.9	29.2	25.0	13.9	38.9
3	2025	75	17.3	29.3	36.0	17.3	53.3	75	34.7	20.0	36.0	9.3	45.3
3	2-Yr Chg	3	-16.0	-4.0	23.5	-3.5	20.0	3	2.8	-9.2	11.0	-4.6	6.4
3	5-Yr Chg	4	-27.8	-1.7	14.9	14.5	29.4	3	-18.1	-3.6	16.6	5.1	21.7
4	2021	60	46.7	30.0	13.3	10.0	23.3	59	52.5	39.0	0.0	8.5	8.5
4	2022	71	43.7	23.9	23.9	8.5	32.4	71	56.3	26.8	12.7	4.2	16.9
4	2023	75	32.0	24.0	30.7	13.3	44.0	74	50.0	28.4	17.6	4.1	21.6
4	2024	79	29.1	31.6	25.3	13.9	39.2	79	40.5	30.4	20.3	8.9	29.1
4	2025	54	20.4	25.9	33.3	20.4	53.7	54	40.7	20.4	33.3	5.6	38.9
4	2-Yr Chg	-25	-8.7	-5.7	8.0	6.5	14.5	-25	0.2	-10.0	13.0	-3.3	9.8
4	5-Yr Chg	-6	-26.3	-4.1	20.0	10.4	30.4	-5	-11.8	-18.6	33.3	-2.9	30.4
5	2021	75	37.3	48.0	10.7	4.0	14.7	79	55.7	32.9	6.3	5.1	11.4
5	2022	64	31.3	45.3	12.5	10.9	23.4	64	35.9	37.5	20.3	6.3	26.6
5	2023	64	26.6	34.4	20.3	18.8	39.1	64	34.4	37.5	17.2	10.9	28.1
5	2024	66	36.4	31.8	22.7	9.1	31.8	67	40.3	41.8	14.9	3.0	17.9
5	2025	67	28.4	22.4	35.8	13.4	49.3	67	43.3	38.8	13.4	4.5	17.9
5	2-Yr Chg	1	-8.0	-9.4	13.1	4.3	17.5	0	3.0	-3.0	-1.5	1.5	0.0
5	5-Yr Chg	-8	-8.9	-25.6	25.1	9.4	34.6	-12	-12.4	5.9	7.1	-0.6	6.5
4	2023	0	N	N	N	N	N	0	N	N	N	N	N
4	2-Yr Chg	1	-8.0	-9.4	13.1	4.3	17.5	0	3.0	-3.0	-1.5	1.5	0.0
4	5-Yr Chg	-8	-8.9	-25.6	25.1	9.4	34.6	-12	-12.4	5.9	7.1	-0.6	6.5

Data Storytelling: From Numbers to Impact

- Clear instructional narrative that guides decision making, strengthens teacher clarity, and promotes student ownership of learning.
- Reduced instructional variability and supports sustained improvement school-wide.
- Stronger alignment between data, instruction, and student outcomes.
- Improved student engagement and ownership of learning goals
- Clearer consistent communication with all stakeholders.

Questions?

Action Item: CTE Data Project Report

Academic Standards & Assessments Subcommittee

Dr. Patty Tate



**SC EDUCATION
OVERSIGHT COMMITTEE**

Reporting facts. Measuring change. Promoting progress.

Action Item: Inclusion of Seal of Biliteracy in CCR

Academic Standards & Assessments Subcommittee

Dr. Patty Tate



**SC EDUCATION
OVERSIGHT COMMITTEE**

Reporting facts. Measuring change. Promoting progress.

Information Item: Multilingual Learners' Progress Indicator

Academic Standards & Assessments Subcommittee

Dr. Patty Tate



**SC EDUCATION
OVERSIGHT COMMITTEE**

Reporting facts. Measuring change. Promoting progress.

**Information Item:
Education Scholarship Trust Fund
(ESTF) Parental Satisfaction
Survey, 2025-26**

Academic Standards & Assessments Subcommittee

Dr. Patty Tate



**SC EDUCATION
OVERSIGHT COMMITTEE**

Reporting facts. Measuring change. Promoting progress.

Information Item: Requests for New Industry Certifications (CCR)

Academic Standards & Assessments Subcommittee

Dr. Patty Tate



**SC EDUCATION
OVERSIGHT COMMITTEE**

Reporting facts. Measuring change. Promoting progress.


Information Item: 2026 EOC Annual Report

*Tenell Felder, EOC
Communications Manager*



**SC EDUCATION
OVERSIGHT COMMITTEE**

Reporting facts. Measuring change. Promoting progress.



2026 Annual Report

Reporting Facts.

Measuring Change.

Promoting Progress.

2026 Annual Report

Analyses, updates and program summaries from March 2025 to February 2026

- Reporting Facts
- Measuring Change
- Promoting Progress

REPORTING FACTS

To support all stakeholders in making informed decisions about the improvement of schools and student success, the EOC will continue to use a comprehensive, quality, state-wide data system.

2025-2026 Highlights
Education Oversight Committee

- **National Student Clearinghouse**
For the third consecutive year, the EOC updated the Student Tracker Data Files to school persistence, and completion within six months and enrollment data from the nearly 100 Clearinghouse system. This allowed for the requirements of Section 59-101-130.
- **dashboardSC - SC's Education Data Dashboard**
The EOC's Education Data Dashboard was updated for speed and enhancements to the dashboard. The following are highlights from the dashboard:
Our updated **4K dashboard** leads users through data that illustrates kindergarten readiness for pupils in poverty, pupils not in poverty, as well as illustrates readiness by 4K experience and district. The dashboard also explores how many eligible students are not being served by 4K and compares Kindergarten Readiness Assessment results between students who accessed state funded 4K and those who did not.

6

EOC In The News:
[Some SC schools perform well academically despite poverty barriers.](#)
[Lawmakers want to know why. - WLTX](#)



MEASURING CHANGE

To more accurately and efficiently measure change, the EOC will refocus accountability to emphasize school improvement and the success of students.

2025-2026 Highlights
Education Oversight Committee

- **Survey Advisory Group**
The EOC initiative that convened the SC School Report climate survey. The group determined priorities for the survey. While the SAG will review the request for the EOC, the EOC determined that balance between collecting usable data to improve schools, and the ratings will be discussed in any action steps can be considered in light of the review. The EOC's budget administration procedure.

22

PROMOTING PROGRESS

To more effectively promote progress throughout South Carolina schools, the EOC will strengthen partnerships with key stakeholders and promote collaborative, coordinated action for the continuous improvement of schools and student success.

2026-27 EIA Budget Recommendations

As required by state law, the EOC annually provides budget recommendations to the SC General Assembly that focus on the revenues generated by the one-cent sales tax, the Education Improvement Act (EIA). The EOC's budget recommendations for FY 2026-27 prioritize increasing teacher salaries and emphasize a needed return on investment for teacher recruitment programs.

The **Education Improvement Act** is one of several major steps South Carolina has taken to reform and improve its system of public education.

REPORTING FACTS

- EOC Data Analytics 2024-25 Highlights
 - Education Data Dashboard Updates
- EOC Report Summaries
 - SC Teacher Loan Program Report
 - Education Scholarship Trust Fund Report
 - Educational Credit for Exceptional Needs Children Report
 - Beating The Odds Investigative Study Report
 - Military-Connected students in SC Report
 - State-Funded Full-Day 4K Annual Report
 - Waiting for 4K Report Summary

REPORTING FACTS

SC Teacher Loan Program Report Summary

The Teacher Quality Act of 2000 directs the Education Oversight Committee to conduct an annual review of the South Carolina Teacher Loan Program (TLP) and to report its findings and recommendations to the South Carolina General Assembly.

SC Teacher Loan Program

The South Carolina Teacher Loan Program (TLP) was authorized by the South Carolina General Assembly as part of the Education Improvement Act (EIA) of 1984.

The program offers three types of forgivable loans to encourage qualified state residents to enter the teaching profession in academic and/or geographic areas of critical need, which are defined annually by the State Board of Education.

The full Teacher Loan Report is at eoc.sc.gov/policy-makers under "Teacher Loan Program"

Key Findings:

- TLP Type 1 applications and recipients continue to decline and are now at their lowest levels since at least 2010–11.
- Since the Teacher Loan Program began, about 34% of Type 1 borrowers (7,701 of 22,438) have fully canceled their loans by completing the teaching requirement.

Key Findings:

- Compared to other options, the program is not well-utilized:
 - Only 10.2% of Fall 2024 Bachelor's and Master's level education program enrollees received TLP loans.
 - By comparison, 57.4% of undergraduates in education programs received HOPE, LIFE, or Palmetto Fellows Scholarships (not loans).
- More borrowers are paying back loans, not committing to the terms of loan forgiveness.
- The SC Student Loan Corporation reports that the ending balance in the Revolving Loan Fund on June 30, 2024 was \$23,032,296.

8

MEASURING CHANGE

- 2025 School Report Card Release

MEASURING CHANGE
To more accurately and efficiently measure change, the EOC will refocus accountability to emphasize school improvement and the success of students.

2025 SC School Report Cards Background and Summary

South Carolina public schools and school districts have received School Report Cards since 2001.

The ratings, outlined in state law, are as follows: Excellent, Good, Average, Below Average, and Unsatisfactory. Schools also receive indicator ratings on various criterion, such as Graduation Rate, Academic Achievement, and College and Career-readiness.

Highlights from this year's report card are as follows:

- Nearly half of SC's elementary schools are rated "Good" or better.
- The percentage of middle schools earning a "Good" or better for the "Student Progress" indicator rating increased from 22% in 2024 to 40% in 2025.
- South Carolina's On-Time Graduation Rate is at 86.7%.
- The percentage of high schools earning a "Good" or better on the "College/Career Readiness" indicator increased from 63% in 2024 to 75% in 2025.

Areas of needed improvement noted by the EOC remain closing the gap between SC's on-time graduation rate and the low percentage of students who are college and career ready.

SC School Report Cards are available at www.screportcards.com, and provide insights into student performance and school quality.

The Survey Advisory Group (SAG) is an EOC initiative that convened last year to review the SC School Report Card's school climate survey. The group also discussed determining priorities moving forward. While the SAG will review surveys upon request for the EOC, the group has also determined that balancing the tensions between collecting usable data with which to improve schools, and not undermining ratings will be discussed internally so that any action steps can be identified and considered in light of the accountability review recommendations and new administration procedures.

The accountability system, overseen by the EOC, provides an overall report card rating to every SC public elementary, middle, and high school based on a 100-point scale.

MEASURING CHANGE

Insights on 2025 Report Card Data

- ▶ Math is still an area where many elementary and middle school students need extra support — only 44% of South Carolina's 3rd through 8th graders are on grade level.
- ▶ At the high school level, there was improvement — 52% of high school students earned a "C" or better on the Algebra I End-of-Course assessment (up from 47%).
- ▶ While this year's on-time graduation rate increased to 86.7%, only 31% of those same graduates were college and career ready.
 - 33% of South Carolina public high school students in the 2025 graduation cohort were college ready.
 - 73% of South Carolina public high school students in the 2025 graduation cohort were career ready.
- ▶ 1 in 5 of SC students were chronically absent, meaning they missed 18 or more days in a school year.

The EOC's [Expect More SC website](#) provides in-depth explanation to help parents, teachers and community members understand report card ratings and indicators.

SC EDUCATION OVERSIGHT COMMITTEE
Helping facts. Measuring change. Fostering progress.

EOC In The News:

Report cards released for South Carolina schools
- SC Public Radio

More SC students are graduating, but many aren't ready for life after high school
- SC Daily Gazette

"We are happy to acknowledge the EOC's recent approval of the SC tiered credential system. As the system is fully implemented, we expect it will better prepare high school students for successful career paths and increase the "credential currency" they leave high school with. By using data informed decisions, the EOC is committed to continuing to strengthen the accountability system to include measures that will better prepare students for the next step following graduation."

April Allen, EOC Chairperson,
2025 School Report Card News Conference

PROMOTING PROGRESS

- 2026-2027 EIA Budget Recommendations
- Data Trailblazers Award
- Be Present S.C.
- Cyclical Review of the Accountability System
- Cyclical Review of Social Study Standards

PROMOTING PROGRESS

Be Present S.C.™

The EOC's public awareness campaign to promote excellent attendance



After learning about the negative effects of chronic absenteeism, the Education Oversight Committee directed EOC to launch a public awareness campaign promoting excellent attendance. The campaign included Be Present S.C. messaging, parent resources, and community events were created with the goal to raise awareness and encourage parents and students make school attendance a priority.

78 Be Present Partners

36+ Be Present Partners

"It is important that I graduate and achieve. I will do my very best. I pledge to Be Present S.C."

EOC In The News:
[SC to launch campaign aimed at boosting school attendance](#)
 - WISTV

PROMOTING PROGRESS

2026-27 EIA Budget Recommendations

Teacher Recruitment and Salaries:

- A \$640,000 increase for the Teaching Fellows scholarship program to fund 20 additional four-year scholarships.
- A \$1,756,000 increase for the Teaching Fellows scholarship program to fund a \$4,000 increase in the current scholarship amount of \$6,000 for juniors and seniors in the program.
- An increase in special schools' teacher salaries of \$650,454, with remaining dollars going to the EIA line that funds all teacher salaries.

Recurring Fund Recommendations:

- Teacher Career Ladder- \$1,400,000 million recurring funds
- Instructional Materials- \$10,000,000
- Instructional Support- \$77,526,384
- Project Read- \$250,000
- SC Council in Economics- \$150,000
- Nonrecurring Fund Recommendations:
- School Safety- \$5,000,000

EOC In The News:
[Committee recommends boosted teacher pay, improving recruitment programs in South Carolina](#)

- WLTX

The EOC recommended the following decreases in recurring funding, citing a decrease in participants:

- A \$5,000,000 decrease to National Board

In addition, the committee passed revisions to several provisos relating to the Teacher Loan Program revolving fund and a request that school districts participating in the EOC 4K waitlist pilot not be required to complete a student waitlist survey. EOC members also presented concerns on the low number of teachers produced from EIA-funded teacher recruitment programs, with the exception of Teaching Fellows which produced 177 teachers last fiscal year.



Questions?

Information Item: Be Present S.C. Campaign Update

Tenell Felder, EOC Communications Manager



**SC EDUCATION
OVERSIGHT COMMITTEE**

Reporting facts. Measuring change. Promoting progress.



**BE PRESENT
S.C.**

**It's Not the Same
Without You:**



Supporting Excellent
Attendance in SC Schools



CAMPAIGN UPDATE

Be Present S.C.

EOC's Public
Awareness
Campaign


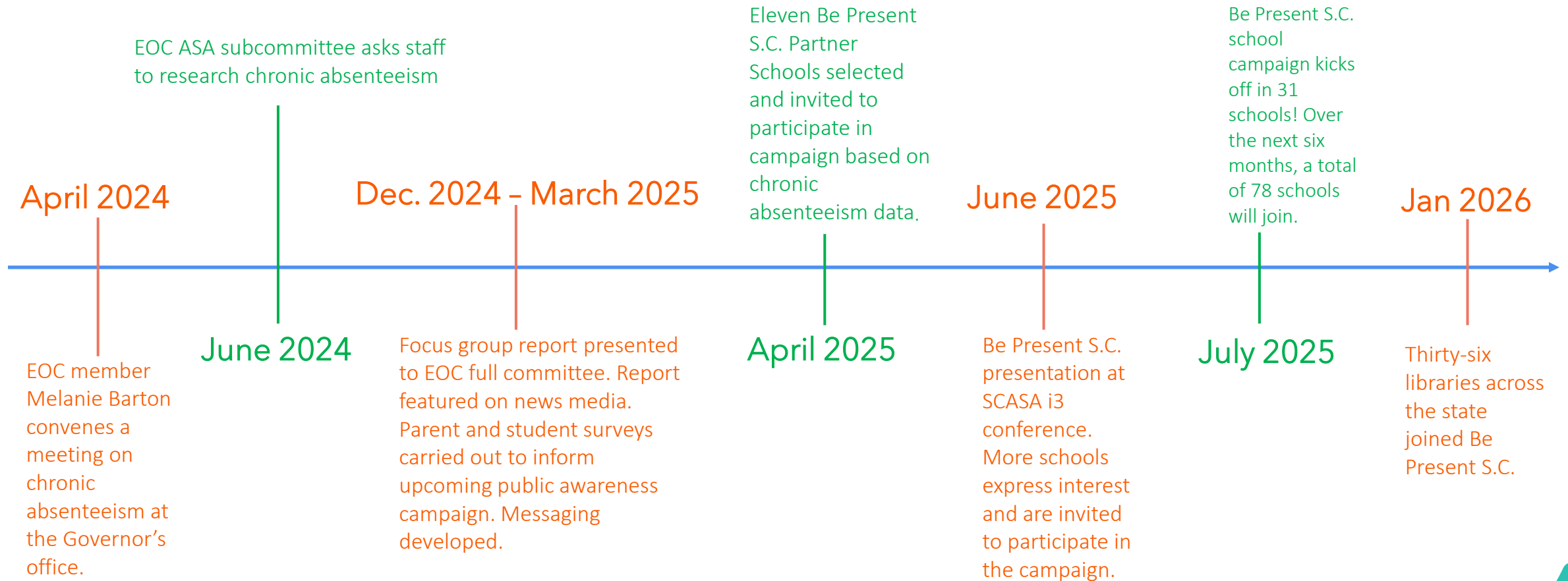


BE PRESENT
S.C. ✓

TM



Be Present S.C. Overview



Be Present S.C. – 2025 Campaign Kick Off




“The goal is to impact mindsets to foster a community where every child attends school consistently, paving the way for academic success and a brighter future.”

- Objectives

- To Educate/Change Mindsets
- To Provide Resources and Support to Parents and Schools that encourage attendance
- To get student buy-in!
 - [Be Present S.C. Pledge](#)




Be Present S.C. Partner Schools






Be Present S.C. Partner Schools

"All of our students have read and signed the pledge. The signed pledges are displayed throughout the school ... We are so excited about this initiative." - Ridgeland Elementary Principal Renata Johnson Green




School is not the same without

It is important that I go to school so that I can learn and achieve. I will do my very best to be at school everyday. I want to Be Present S.C.




ATTENDANCE TRACKER



Use this to track both excused and unexcused absences.
Can be used for students with 180 day enrollment.



1	Date: Reason:	10	Date: Reason:
2	Date: Reason:	11	Date: Reason:
3	Date: Reason:	12	Date: Reason:
4	Date: Reason:	13	Date: Reason:
5	Date: Reason:	14	Date: Reason:
6	Date: Reason:	15	Date: Reason:
7	Date: Reason:		



Prioritizing Attendance around the Holidays



Parent Resources

Dig Deeper! Visit [presentsc.com](https://www.presentsc.com) for more resources.

As the holidays approach, we want to help make attendance a top focus for your student.

Students will be learning right up until the start of the holiday break, so it is important to make sure they are present for all instructional time.

See below for a few tips on making attendance a priority!

Quick tips to keep your student coming to school before a holiday break:

- Avoid taking off extra days around holiday breaks.
- Use the school's calendar to help plan your vacation time to ensure that your student doesn't miss instructional days.
- Continue to talk with your student about the importance of showing up to school every day.
- Let your student know they will be able to enjoy a break from school during the school's allotted break time. Encourage them to work hard up to that day.


Be Present S.C. Ambassadors



- Be Present S.C. ambassadors write "We Missed You" notes to absent students, to be given to them when they return.



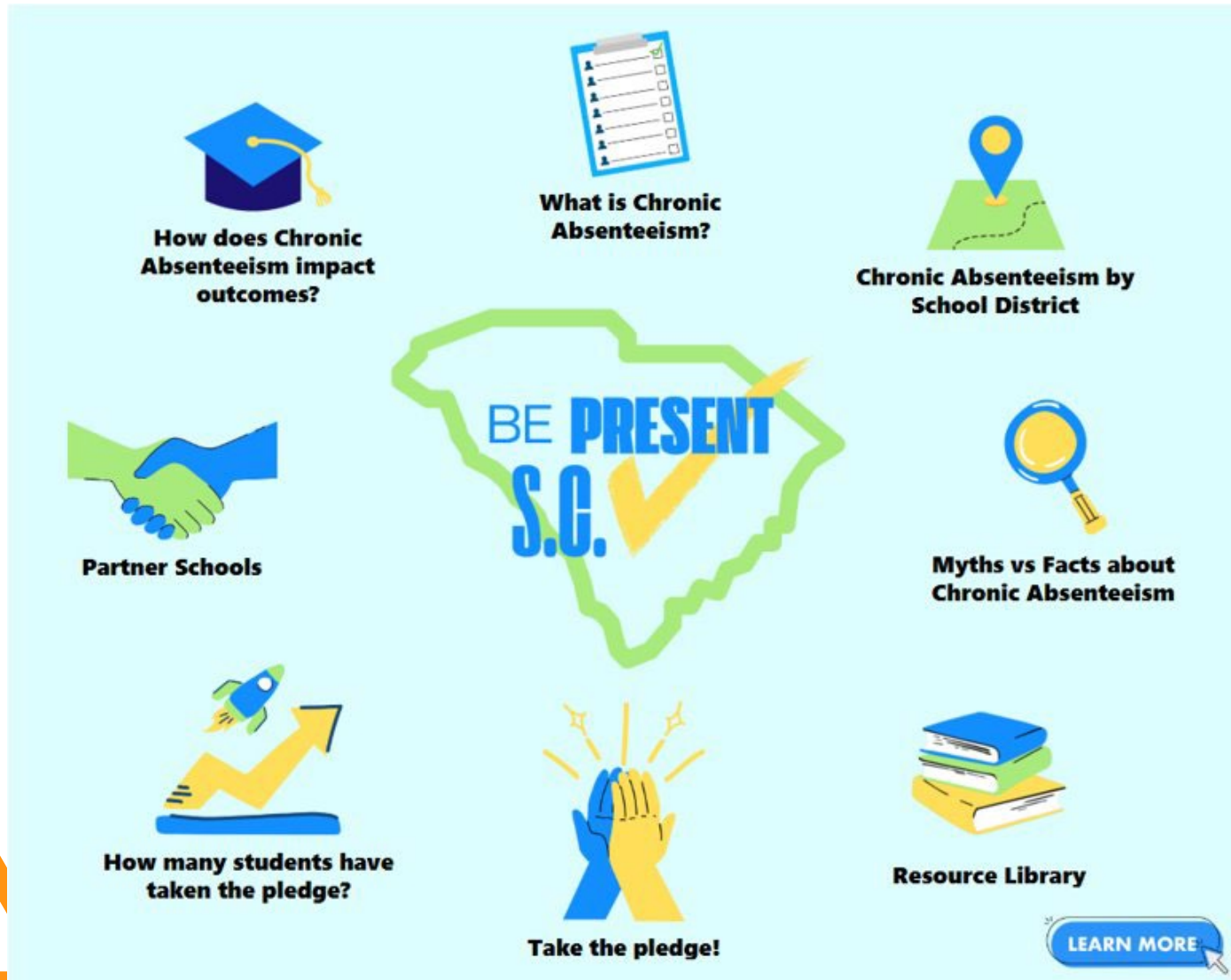
6.7K Be Present S.C. Pledge Takers



It is important that I go to school so that I can learn and achieve.
I will do my very best to be at school everyday.
I pledge to Be Present S.C.!

1	Alston Bailey Elementary	707
2	Busbee Creative Arts Academy	430
3	Hartsville High School	396
4	Hartsville Middle School	329
5	William Reeves Elementary	309

Be Present S.C. Dashboard



The dashboard features a central graphic of the state of South Carolina in green, with the text "BE PRESENT S.C." and a yellow checkmark. Surrounding this are eight icons and text boxes:

- How does Chronic Absenteeism impact outcomes?** (Icon: Graduation cap)
- What is Chronic Absenteeism?** (Icon: Clipboard with checklist)
- Chronic Absenteeism by School District** (Icon: Map with location pin)
- Partner Schools** (Icon: Two hands shaking)
- Myths vs Facts about Chronic Absenteeism** (Icon: Magnifying glass)
- How many students have taken the pledge?** (Icon: Rocket and upward arrow)
- Take the pledge!** (Icon: Two hands clapping)
- Resource Library** (Icon: Stack of books)

A blue button labeled "LEARN MORE" with a mouse cursor is located at the bottom right of the dashboard.

- <https://expectmoresc.com/be-present-s-c/>
- First published in September 2025
- Over 7,000 views



What is Chronic Absenteeism?



"Any student in grade K-12 who misses 50 percent or more of the instructional day, for any reason, for 10 percent (or more) of the enrollment period. This includes excused absences, unexcused absences, and suspensions."

- SC Department of Education

Typically, a student is chronically absent if they miss 18 days or more.

Attendance Calculator

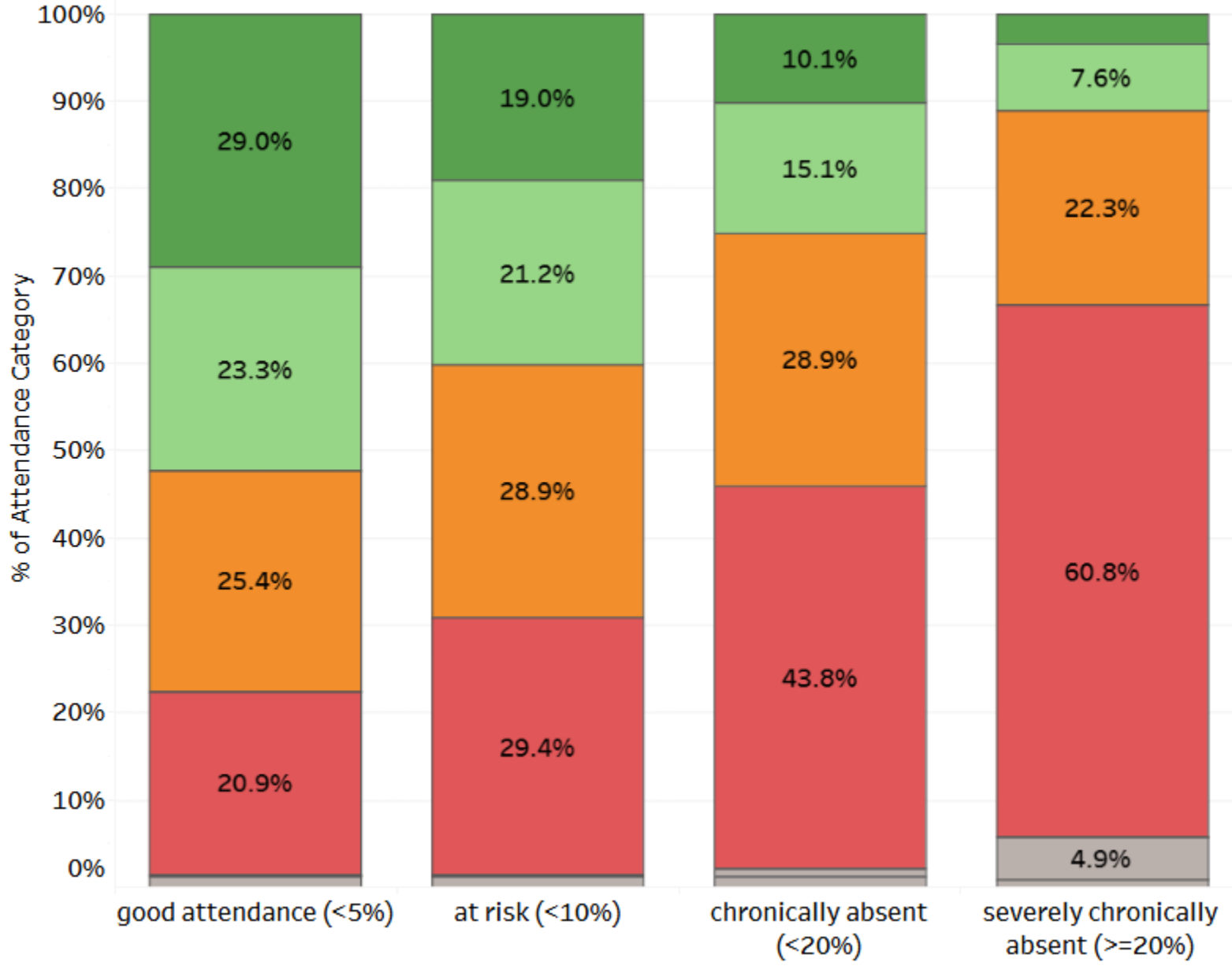
How many days can a student miss before falling into the next attendance category?

Days in School Year (default- 180)

180

good attendance (< 5%)	8
at risk (<10%)	17
chronically absent (<20%)	35

Attendance Category	
good attendance (< 5%)	present for more than 95% of instructional time
at risk (<10%)	present for 90-95% of instructional time
chronically absent (<20%)	present for 80-90% of instructional time
severely chronically absent (20% or more)	present for 80% or less of instructional time



Test Category

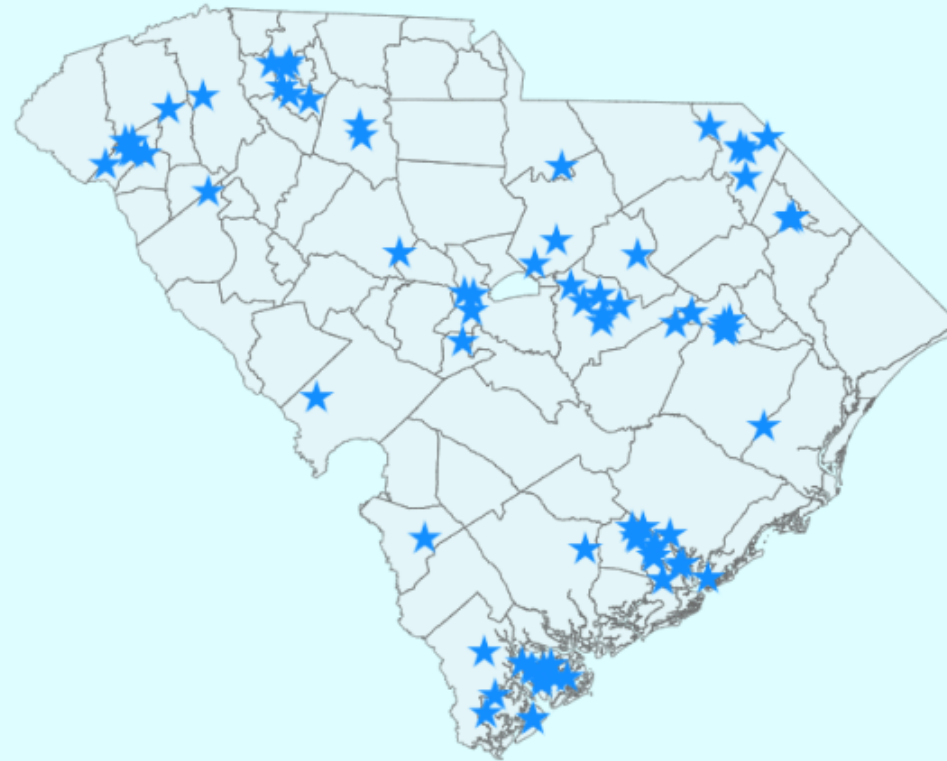
- Performance Level
- Exceeds
 - Meets
 - Approaches
 - Does Not Meet
 - 0 - Not Tested
 - EXCUSED

BePresent SC Partner Schools



Partners

Alice Drive Middle
Allendale-Fairfax Middle
Alston-Bailey Elementary
Anderson Mill Elementary
Andrews High
Arcadia Elementary
Battery Creek High
Beaufort Elementary
Bennettsville Intermediate
Bennettsville Primary
Blenheim Middle School of Discovery
C. E. Williams Middle School for Creative ..
Camden High
Charles B. DuBose Middle
Clear Dot Charter School
Coosa Elementary
Cottageville Elementary
Crestwood High
Cyril B. Busbee Creative Arts Academy
Doby's Mill Elementary
Dorman High
Eagle Nest Elementary



BePresent SC Partner Schools are helping students commit to excellent attendance!

Partner schools are asked to display BePresent SC materials, provide parents with attendance resources, and encourage students to take the BePresent SC pledge. If you would like for your school to participate in BePresent SC, email Tenell Felder at ftenell@eoc.sc.gov

Pledge Responses



Top 10 Schools by Response Count


1	Alston Bailey Elementary	710
2	Hartsville Middle School	666
3	Hartsville High School	502
4	Busbee Creative Arts Academy	459
5	Main Street Elementary	381
6	North Hartsville Elementary	360
7	Wallace Elementary Middle	309
	William Reeves Elementary	309
9	Buist Academy	296
10	Carolina Elementary	265

6,788 students
have pledged to Be Present
SC!



36+ Be Present S.C. Libraries

- Abbeville County Library System
- Aiken County Public Library
- Allendale County Library
- Anderson County Public Library
- Bamberg County Public Library
- Barnwell County Public Library
- Beaufort County Library
- Berkeley County Library
- Chapin Memorial Library
- Charleston County Public Library
- Cherokee County Library
- Chester County Library
- Chesterfield County Library System
- Harvin Clarendon County Library
- Colleton County Memorial Library
- Darlington County Library System
- Dillon County Library System
- Dorchester County Library
- Dillon County Library System
- Dorchester County Library
- Edgefield County Public Library
- Fairfield County Library
- Georgetown County Library
- Hampton County Library
- Horry County Memorial Library
- Jasper County Library
- Kershaw County Library
- Lancaster County Library
- Laurens County Public Library
- Lee County Public Library
- Marion County Library
- Newberry County Library System
- Saluda County Library
- Sumter County Public Library
- Union County Carnegie Library
- York County Library, Rock Hill




News Coverage

Editorial: Students won't learn if they aren't in school. SC has a plan to get them back.

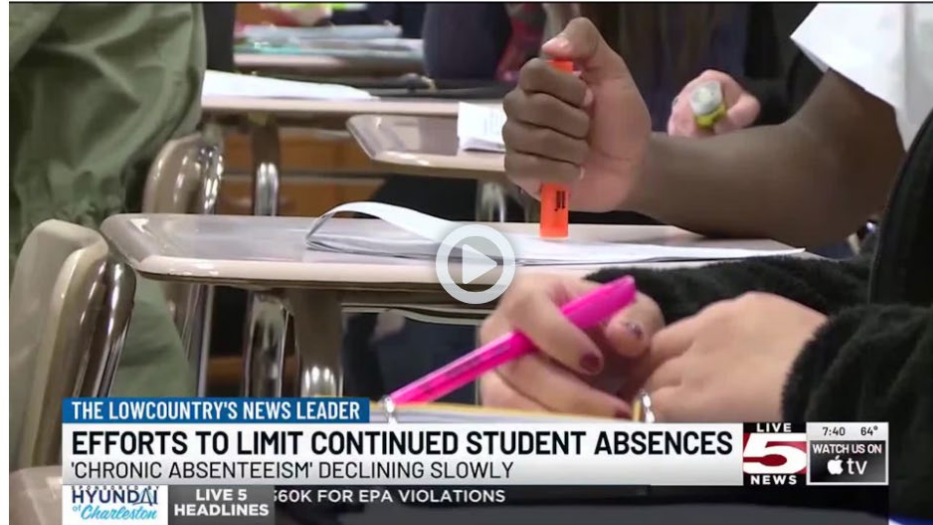
BY THE EDITORIAL STAFF
OCT 7, 2025



[+] ADD POST AND COURIER NEWS ON GOOGLE



SC to launch campaign aimed at boosting school attendance



The latest data shows nearly one in four students in South Carolina are missing so much school they are considered chronically absent.


By Mary Green

Published: Mar. 17, 2025 at 7:54 PM EDT | Updated: Mar. 18, 2025 at 4:



Group looks to boost student attendance with new awareness campaign

The new campaign, 'BE PRESENT SC' plans to address and improve student attendance across the state by providing helpful resource's and supplies.





Questions?

Executive Director Update

Dana Yow, EOC Executive Director



**SC EDUCATION
OVERSIGHT COMMITTEE**

Reporting facts. Measuring change. Promoting progress.

8M + D > π Š v π A Á † † π · ≥ † Š Č Á ,

- January 14: Presented to House Ways and Means Public Education Subcommittee
- February 11: Budget presentation to Senate Finance

Z- π $\tilde{\pi}$ π^- Z^+ \cdot $8^{1/4}$ \oplus \otimes \check{S} \check{C} \check{A} \cdot

- January 23: Full day meeting with Teacher Loan Advisory Committee (TLAC)
 - Potential solutions to moving application online
 - Data sharing agreements between EOC and SC Student Loan and CERRA
 - Edits to provisos re-organizing TLAC
 - Enhanced opportunities to market the program to career changers and young people
 - TLAC Audit, September 2025: not sent to EOC members

Adjournment



**SC EDUCATION
OVERSIGHT COMMITTEE**

Reporting facts. Measuring change. Promoting progress.